

Investment Report

Ft. Bend County

01/01/16 - 01/31/16

This report summarizes the investment position of Ft. Bend County for the period 01/01/16 to 01/31/16.


	12/31/15	01/31/16
Book Value	225,176,569.26	327,286,152.43
Market Value	225,176,569.26	327,286,152.43
Par Value	225,176,569.26	327,286,152.43
Change in Market Value		-0.00
Weighted Average Maturity (in Days)	1	1
Weighted Average Yield-to-Maturity of Portfolio	0.4994%	0.6495%
Yield-to-Maturity of	0.0000%	0.0000%
Accrued Interest		0.00

This report is presented in accordance with the Texas Government Code Title 10 Section 2256.023. The below signed hereby certify that, to the best of their knowledge on the date this report was created, Ft. Bend County is in compliance with the provisions of Government Code 2256 and with the stated policies and strategies of Ft. Bend County.



Director of Finance & Investments

5-5-2016
Date



County Treasurer


5/6/2016
Date

Investment Report


Ft. Bend County

01/01/16 - 01/31/16

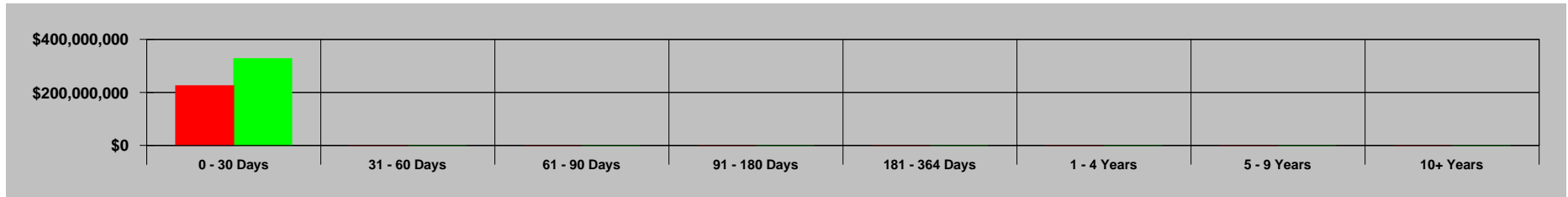
Portfolio Composition - 12/31/15



Portfolio Composition - 01/31/16




Maturity Aging - 12/31/15 vs 01/31/16



■ Previous Period ■ Current Period

Portfolio Performance - 01/01/16 to 01/31/16



— Portfolio — Series2

GASB 31 Compliance
Ft. Bend County
Effective Interest - Actual Life
Receipts in Period
01/01/16 - 01/31/16

CUSIP	Invest Number	Security Description	Purchase Date	Sale Date	Valuation Method	Yield Earned	Price Source 01/01/16	Beginning Unit Price	Par Value On 01/01/16	Reported Value 01/01/16	Purchase Cost	Sales Proceeds	Ending Unit Price	Par Value On 01/31/16	Price Source 01/31/16	Reported Value 01/31/16	Change in Fair Value	Interest	Net Investment Income
Prosperity-Money Market Accts.	AR-0009	Money Market	11/30/03	Open	Fair Value	0.7626	Manual	1.000000	224,491,144.63	224,491,144.63	0.00	-102,109,339.18	1.000000	326,600,483.81	Manual	326,600,483.81	0.00	147,137.10	147,137.10
MB02-MBIA General	AR-0015	State Pool	11/01/08	Open	Fair Value	0.4208	Manual	1.000000	282,930.79	282,930.79	0.00	-100.85	1.000000	283,031.64	Manual	283,031.64	0.00	100.85	100.85
MB03-MBIA Road & Bridge	AR-0016	State Pool	11/01/08	Open	Fair Value	0.4204	Manual	1.000000	60,627.47	60,627.47	0.00	-21.59	1.000000	60,649.06	Manual	60,649.06	0.00	21.59	21.59
MB04-MBIA Drainage	AR-0017	State Pool	11/01/08	Open	Fair Value	0.4209	Manual	1.000000	43,448.88	43,448.88	0.00	-15.49	1.000000	43,464.37	Manual	43,464.37	0.00	15.49	15.49
MB06-MBIA Toll Rd. Operations	AR-0019	State Pool	11/01/08	Open	Fair Value	0.4208	Manual	1.000000	291,014.29	291,014.29	0.00	-103.73	1.000000	291,118.02	Manual	291,118.02	0.00	103.73	103.73
TT00-TX TERM General	AR-0022	State Pool	11/01/08	Open	Fair Value	0.3507	Manual	1.000000	1,009.85	1,009.85	0.00	-0.30	1.000000	1,010.15	Manual	1,010.15	0.00	0.30	0.30
TT02-TX TERM Toll Rd. Operation	AR-0024	State Pool	11/01/08	Open	Fair Value	0.3511	Manual	1.000000	1,008.71	1,008.71	0.00	-0.30	1.000000	1,009.01	Manual	1,009.01	0.00	0.30	0.30
TT04-TX TERM Road & Bridge	AR-0026	State Pool	11/01/08	Open	Fair Value	0.3518	Manual	1.000000	1,006.87	1,006.87	0.00	-0.30	1.000000	1,007.17	Manual	1,007.17	0.00	0.30	0.30
TT05-TX TERM Drainage	AR-0027	State Pool	11/01/08	Open	Fair Value	0.3534	Manual	1.000000	334.04	334.04	0.00	-0.10	1.000000	334.14	Manual	334.14	0.00	0.10	0.10
LOG1-Logic- General	AR-0028	State Pool	11/10/08	Open	Fair Value	0.3860	Manual	1.000000	1,009.41	1,009.41	0.00	-0.33	1.000000	1,009.74	Manual	1,009.74	0.00	0.33	0.33
LOG2-Logic-Toll Rd.Operations	AR-0029	State Pool	11/10/08	Open	Fair Value	0.3953	Manual	1.000000	1,015.52	1,015.52	0.00	-0.34	1.000000	1,015.86	Manual	1,015.86	0.00	0.34	0.34
LOG5-Logic-Drainage	AR-0032	State Pool	11/10/08	Open	Fair Value	0.3861	Manual	1.000000	1,009.19	1,009.19	0.00	-0.33	1.000000	1,009.52	Manual	1,009.52	0.00	0.33	0.33
LOG8-Logic-Road & Bridge	AR-0035	State Pool	11/10/08	Open	Fair Value	0.3859	Manual	1.000000	1,009.61	1,009.61	0.00	-0.33	1.000000	1,009.94	Manual	1,009.94	0.00	0.33	0.33
Investment Total						<u>0.7616</u>		<u>1.000000</u>	<u>225,176,569.26</u>	<u>225,176,569.26</u>	<u>0.00</u>	<u>-102,109,583.17</u>	<u>1.000000</u>	<u>327,286,152.43</u>		<u>327,286,152.43</u>	<u>0.00</u>	<u>147,381.09</u>	<u>147,381.09</u>

Portfolio Position
Ft. Bend County
Effective Interest - Actual Life
Receipts in Period
01/01/16 - 01/31/16

4

CUSIP	Invest Number	Security Description	Purchase Date	Call Date	Par Value On 01/01/16	Par Value On 01/31/16	Market Val On 01/01/16	Market Val On 01/31/16	Purchase Cost	Sales Proceeds	Original Princ/Cost	Amor Value On 01/01/16	Amor Value On 01/31/16
810 - FBC Toll Road Operations													
State Pool													
TT02-TX TERM Toll Rd. Operation	AR-0024	State Pool	11/01/08	Open	0.00	0.00	0.00	0.00	0.00	0.00	0.00	0.00	0.00
State Pool Total					0.00	0.00	0.00	0.00	0.00	0.00	0.00	0.00	0.00
810 - FBC Toll Road Operations Total					0.00	0.00	0.00	0.00	0.00	0.00	0.00	0.00	0.00
LOG5 - LOGIC DRAINAGE													
State Pool													
LOG5-Logic-Drainage	AR-0032	State Pool	11/10/08	Open	1,009.19	1,009.52	1,009.19	1,009.52	0.00	0.00	500,000.00	1,009.19	1,009.52
State Pool Total					1,009.19	1,009.52	1,009.19	1,009.52	0.00	0.00	500,000.00	1,009.19	1,009.52
LOG5 - LOGIC DRAINAGE Total					1,009.19	1,009.52	1,009.19	1,009.52	0.00	0.00	500,000.00	1,009.19	1,009.52
LOG1 - LOGIC GENERAL													
State Pool													
LOG1-Logic- General	AR-0028	State Pool	11/10/08	Open	1,009.41	1,009.74	1,009.41	1,009.74	0.00	0.00	10,000,000.00	1,009.41	1,009.74
State Pool Total					1,009.41	1,009.74	1,009.41	1,009.74	0.00	0.00	10,000,000.00	1,009.41	1,009.74
LOG1 - LOGIC GENERAL Total					1,009.41	1,009.74	1,009.41	1,009.74	0.00	0.00	10,000,000.00	1,009.41	1,009.74
LOG8 - LOGIC ROAD & BRIDGE													
State Pool													
LOG8-Logic-Road & Bridge	AR-0035	State Pool	11/10/08	Open	1,009.61	1,009.94	1,009.61	1,009.94	0.00	0.00	1,000,000.00	1,009.61	1,009.94
State Pool Total					1,009.61	1,009.94	1,009.61	1,009.94	0.00	0.00	1,000,000.00	1,009.61	1,009.94
LOG8 - LOGIC ROAD & BRIDGE Total					1,009.61	1,009.94	1,009.61	1,009.94	0.00	0.00	1,000,000.00	1,009.61	1,009.94
LOG2 - LOGIC TOLL OPERATIONS													
State Pool													
LOG2-Logic-Toll Rd.Operations	AR-0029	State Pool	11/10/08	Open	1,015.52	1,015.86	1,015.52	1,015.86	0.00	0.00	2,000,000.00	1,015.52	1,015.86
State Pool Total					1,015.52	1,015.86	1,015.52	1,015.86	0.00	0.00	2,000,000.00	1,015.52	1,015.86
LOG2 - LOGIC TOLL OPERATIONS Total					1,015.52	1,015.86	1,015.52	1,015.86	0.00	0.00	2,000,000.00	1,015.52	1,015.86
MB04 - MBIA DRAINAGE													
State Pool													
MB04-MBIA Drainage	AR-0017	State Pool	11/01/08	Open	43,448.88	43,464.37	43,448.88	43,464.37	0.00	0.00	1,267,218.21	43,448.88	43,464.37
State Pool Total					43,448.88	43,464.37	43,448.88	43,464.37	0.00	0.00	1,267,218.21	43,448.88	43,464.37
MB04 - MBIA DRAINAGE Total					43,448.88	43,464.37	43,448.88	43,464.37	0.00	0.00	1,267,218.21	43,448.88	43,464.37
MB02 - MBIA GENERAL													
State Pool													
MB02-MBIA General	AR-0015	State Pool	11/01/08	Open	282,930.79	283,031.64	282,930.79	283,031.64	0.00	0.00	17,374,917.83	282,930.79	283,031.64
State Pool Total					282,930.79	283,031.64	282,930.79	283,031.64	0.00	0.00	17,374,917.83	282,930.79	283,031.64
MB02 - MBIA GENERAL Total					282,930.79	283,031.64	282,930.79	283,031.64	0.00	0.00	17,374,917.83	282,930.79	283,031.64
MB03 - MBIA ROAD & BRIDGE													
State Pool													
MB03-MBIA Road & Bridge	AR-0016	State Pool	11/01/08	Open	60,627.47	60,649.06	60,627.47	60,649.06	0.00	0.00	2,856,438.24	60,627.47	60,649.06
State Pool Total					60,627.47	60,649.06	60,627.47	60,649.06	0.00	0.00	2,856,438.24	60,627.47	60,649.06
MB03 - MBIA ROAD & BRIDGE Total					60,627.47	60,649.06	60,627.47	60,649.06	0.00	0.00	2,856,438.24	60,627.47	60,649.06
MB06 - MBIA TOLL RD OPERATIONS													
State Pool													
MB06-MBIA Toll Rd. Operations	AR-0019	State Pool	11/01/08	Open	291,014.29	291,118.02	291,014.29	291,118.02	0.00	0.00	3,143,377.27	291,014.29	291,118.02
State Pool Total					291,014.29	291,118.02	291,014.29	291,118.02	0.00	0.00	3,143,377.27	291,014.29	291,118.02
MB06 - MBIA TOLL RD OPERATIONS Total					291,014.29	291,118.02	291,014.29	291,118.02	0.00	0.00	3,143,377.27	291,014.29	291,118.02
PROS - Prosperity Money Mkt. Accts.													
Money Market													

Portfolio Position
Ft. Bend County
Effective Interest - Actual Life
Receipts in Period
01/01/16 - 01/31/16

5

CUSIP	Invest Number	Security Description	Purchase Date	Call Date	Par Value On 01/01/16	Par Value On 01/31/16	Market Val On 01/01/16	Market Val On 01/31/16	Purchase Cost	Sales Proceeds	Original Princ/Cost	Amor Value On 01/01/16	Amor Value On 01/31/16
Prosperity-Money Market Accts.	AR-0009	Money Market	11/30/03	Open	224,491,144.63	326,600,483.81	224,491,144.63	326,600,483.81	0.00	0.00	12,505,577.66	224,491,144.63	326,600,483.81
Money Market Total					<u>224,491,144.63</u>	<u>326,600,483.81</u>	<u>224,491,144.63</u>	<u>326,600,483.81</u>	<u>0.00</u>	<u>0.00</u>	<u>12,505,577.66</u>	<u>224,491,144.63</u>	<u>326,600,483.81</u>
PROS - Prosperity Money Mkt. Accts. Total					<u>224,491,144.63</u>	<u>326,600,483.81</u>	<u>224,491,144.63</u>	<u>326,600,483.81</u>	<u>0.00</u>	<u>0.00</u>	<u>12,505,577.66</u>	<u>224,491,144.63</u>	<u>326,600,483.81</u>
TT05 - TEXAS TERM DRAINAGE													
State Pool													
TT05-TX TERM Drainage	AR-0027	State Pool	11/01/08	Open	334.04	334.14	334.04	334.14	0.00	0.00	109,774.61	334.04	334.14
State Pool Total					<u>334.04</u>	<u>334.14</u>	<u>334.04</u>	<u>334.14</u>	<u>0.00</u>	<u>0.00</u>	<u>109,774.61</u>	<u>334.04</u>	<u>334.14</u>
TT05 - TEXAS TERM DRAINAGE Total					<u>334.04</u>	<u>334.14</u>	<u>334.04</u>	<u>334.14</u>	<u>0.00</u>	<u>0.00</u>	<u>109,774.61</u>	<u>334.04</u>	<u>334.14</u>
TT00 - TEXAS TERM GENERAL													
State Pool													
TT00-TX TERM General	AR-0022	State Pool	11/01/08	Open	1,009.85	1,010.15	1,009.85	1,010.15	0.00	0.00	10,006,437.87	1,009.85	1,010.15
State Pool Total					<u>1,009.85</u>	<u>1,010.15</u>	<u>1,009.85</u>	<u>1,010.15</u>	<u>0.00</u>	<u>0.00</u>	<u>10,006,437.87</u>	<u>1,009.85</u>	<u>1,010.15</u>
TT00 - TEXAS TERM GENERAL Total					<u>1,009.85</u>	<u>1,010.15</u>	<u>1,009.85</u>	<u>1,010.15</u>	<u>0.00</u>	<u>0.00</u>	<u>10,006,437.87</u>	<u>1,009.85</u>	<u>1,010.15</u>
TT04 - TEXAS TERM ROAD & BRIDGE													
State Pool													
TT04-TX TERM Road & Bridge	AR-0026	State Pool	11/01/08	Open	1,006.87	1,007.17	1,006.87	1,007.17	0.00	0.00	10,463.28	1,006.87	1,007.17
State Pool Total					<u>1,006.87</u>	<u>1,007.17</u>	<u>1,006.87</u>	<u>1,007.17</u>	<u>0.00</u>	<u>0.00</u>	<u>10,463.28</u>	<u>1,006.87</u>	<u>1,007.17</u>
TT04 - TEXAS TERM ROAD & BRIDGE Total					<u>1,006.87</u>	<u>1,007.17</u>	<u>1,006.87</u>	<u>1,007.17</u>	<u>0.00</u>	<u>0.00</u>	<u>10,463.28</u>	<u>1,006.87</u>	<u>1,007.17</u>
TT02 - TEXAS TERM TOLL OPERATIONS													
State Pool													
TT02-TX TERM Toll Rd. Operation	AR-0024	State Pool	11/01/08	Open	1,008.71	1,009.01	1,008.71	1,009.01	0.00	0.00	0.00	1,008.71	1,009.01
State Pool Total					<u>1,008.71</u>	<u>1,009.01</u>	<u>1,008.71</u>	<u>1,009.01</u>	<u>0.00</u>	<u>0.00</u>	<u>0.00</u>	<u>1,008.71</u>	<u>1,009.01</u>
TT02 - TEXAS TERM TOLL OPERATIONS Total					<u>1,008.71</u>	<u>1,009.01</u>	<u>1,008.71</u>	<u>1,009.01</u>	<u>0.00</u>	<u>0.00</u>	<u>0.00</u>	<u>1,008.71</u>	<u>1,009.01</u>
Combined Port													
Money Market													
Prosperity-Money Market Accts.	AR-0009	Money Market	11/30/03	Open	224,491,144.63	326,600,483.81	224,491,144.63	326,600,483.81	0.00	0.00	12,505,577.66	224,491,144.63	326,600,483.81
Money Market Total					<u>224,491,144.63</u>	<u>326,600,483.81</u>	<u>224,491,144.63</u>	<u>326,600,483.81</u>	<u>0.00</u>	<u>0.00</u>	<u>12,505,577.66</u>	<u>224,491,144.63</u>	<u>326,600,483.81</u>
State Pool													
LOG1-Logic- General	AR-0028	State Pool	11/10/08	Open	1,009.41	1,009.74	1,009.41	1,009.74	0.00	0.00	10,000,000.00	1,009.41	1,009.74
LOG2-Logic-Toll Rd.Operations	AR-0029	State Pool	11/10/08	Open	1,015.52	1,015.86	1,015.52	1,015.86	0.00	0.00	2,000,000.00	1,015.52	1,015.86
LOG5-Logic-Drainage	AR-0032	State Pool	11/10/08	Open	1,009.19	1,009.52	1,009.19	1,009.52	0.00	0.00	500,000.00	1,009.19	1,009.52
LOG8-Logic-Road & Bridge	AR-0035	State Pool	11/10/08	Open	1,009.61	1,009.94	1,009.61	1,009.94	0.00	0.00	1,000,000.00	1,009.61	1,009.94
MB02-MBIA General	AR-0015	State Pool	11/01/08	Open	282,930.79	283,031.64	282,930.79	283,031.64	0.00	0.00	17,374,917.83	282,930.79	283,031.64
MB03-MBIA Road & Bridge	AR-0016	State Pool	11/01/08	Open	60,627.47	60,649.06	60,627.47	60,649.06	0.00	0.00	2,856,438.24	60,627.47	60,649.06
MB04-MBIA Drainage	AR-0017	State Pool	11/01/08	Open	43,448.88	43,464.37	43,448.88	43,464.37	0.00	0.00	1,267,218.21	43,448.88	43,464.37
MB06-MBIA Toll Rd. Operations	AR-0019	State Pool	11/01/08	Open	291,014.29	291,118.02	291,014.29	291,118.02	0.00	0.00	3,143,377.27	291,014.29	291,118.02
TT00-TX TERM General	AR-0022	State Pool	11/01/08	Open	1,009.85	1,010.15	1,009.85	1,010.15	0.00	0.00	10,006,437.87	1,009.85	1,010.15
TT02-TX TERM Toll Rd. Operation	AR-0024	State Pool	11/01/08	Open	1,008.71	1,009.01	1,008.71	1,009.01	0.00	0.00	0.00	1,008.71	1,009.01
TT04-TX TERM Road & Bridge	AR-0026	State Pool	11/01/08	Open	1,006.87	1,007.17	1,006.87	1,007.17	0.00	0.00	10,463.28	1,006.87	1,007.17
TT05-TX TERM Drainage	AR-0027	State Pool	11/01/08	Open	334.04	334.14	334.04	334.14	0.00	0.00	109,774.61	334.04	334.14
State Pool Total					<u>685,424.63</u>	<u>685,668.62</u>	<u>685,424.63</u>	<u>685,668.62</u>	<u>0.00</u>	<u>0.00</u>	<u>48,268,627.31</u>	<u>685,424.63</u>	<u>685,668.62</u>
Combined Port Total					<u>225,176,569.26</u>	<u>327,286,152.43</u>	<u>225,176,569.26</u>	<u>327,286,152.43</u>	<u>0.00</u>	<u>0.00</u>	<u>60,774,204.97</u>	<u>225,176,569.26</u>	<u>327,286,152.43</u>

Earnings and Yields Summary

6

Ft. Bend County Effective Interest - Actual Life Receipts in Period 01/01/16 - 01/31/16

Security Description	01/01/16 01/07/16	01/08/16 01/14/16	01/15/16 01/21/16	01/22/16 01/28/16	01/29/16 01/31/16	01/01/16 01/31/16
Combined Port						
Money Market	32,295.95	32,295.94	32,295.94	32,295.94	17,953.33	147,137.10
State Pool	<u>54.30</u>	<u>54.30</u>	<u>54.31</u>	<u>54.31</u>	<u>26.77</u>	<u>243.99</u>
Port Total	<u>32,350.25</u>	<u>32,350.24</u>	<u>32,350.25</u>	<u>32,350.25</u>	<u>17,980.10</u>	<u>147,381.09</u>
Combined Port						
Money Market	0.7522	0.7522	0.7522	0.7522	0.8472	0.7626
State Pool	<u>0.4143</u>	<u>0.4143</u>	<u>0.4143</u>	<u>0.4143</u>	<u>0.4764</u>	<u>0.4203</u>
Port Total	<u>0.7512</u>	<u>0.7512</u>	<u>0.7512</u>	<u>0.7512</u>	<u>0.8462</u>	<u>0.7616</u>

Maturity Aging
Ft. Bend County
 Effective Interest - Actual Life
 Receipts in Period
 01/31/16

7

CUSIP	Invest Number	Security Description	Purchase Date	Days to Maturity	Yield Matur
0 - 30 Days					
	AR-0028	State Pool	11/10/08	1	0.3922
	AR-0029	State Pool	11/10/08	1	0.3922
	AR-0032	State Pool	11/10/08	1	0.3922
	AR-0035	State Pool	11/10/08	1	0.3922
	AR-0015	State Pool	11/01/08	1	0.4200
	AR-0016	State Pool	11/01/08	1	0.4200
	AR-0017	State Pool	11/01/08	1	0.4200
	AR-0019	State Pool	11/01/08	1	0.4200
	AR-0009	Money Market	11/30/03	1	0.6500
	AR-0022	State Pool	11/01/08	1	0.3500
	AR-0024	State Pool	11/01/08	1	0.3500
	AR-0026	State Pool	11/01/08	1	0.3500
	AR-0027	State Pool	11/01/08	<u>1</u>	<u>0.3500</u>
0 - 30 Days Total				<u>1</u>	<u>0.6495</u>
Investment Total				<u>1</u>	<u>0.6495</u>

Activity Statement
Ft. Bend County
Effective Interest - Actual Life
Receipts in Period
01/01/16 - 01/31/16

8

Purchase Date	Sale Date	CUSIP	Invest Number	Security Description	Amor Value On 01/01/16	Changes In Principal	Purchase Cost	Sales Proceeds	Purchased Interest	Int/Div Rec In the Perd	Amor Value On 01/31/16
Money Market											
11/30/03	Open	Prosperity-Money Market Accts.	AR-0009	Money Market	<u>224,491,144.63</u>	<u>102,109,339.18</u>	<u>0.00</u>	<u>0.00</u>	<u>0.00</u>	<u>147,137.10</u>	<u>326,600,483.81</u>
Money Market Total					<u>224,491,144.63</u>	<u>102,109,339.18</u>	<u>0.00</u>	<u>0.00</u>	<u>0.00</u>	<u>147,137.10</u>	<u>326,600,483.81</u>
State Pool											
11/01/08	Open	MB02-MBIA General	AR-0015	State Pool	282,930.79	100.85	0.00	0.00	0.00	100.85	283,031.64
11/01/08	Open	MB03-MBIA Road & Bridge	AR-0016	State Pool	60,627.47	21.59	0.00	0.00	0.00	21.59	60,649.06
11/01/08	Open	MB04-MBIA Drainage	AR-0017	State Pool	43,448.88	15.49	0.00	0.00	0.00	15.49	43,464.37
11/01/08	Open	MB06-MBIA Toll Rd. Operations	AR-0019	State Pool	291,014.29	103.73	0.00	0.00	0.00	103.73	291,118.02
11/01/08	Open	TT00-TX TERM General	AR-0022	State Pool	1,009.85	0.30	0.00	0.00	0.00	0.30	1,010.15
11/01/08	Open	TT02-TX TERM Toll Rd. Operation	AR-0024	State Pool	1,008.71	0.30	0.00	0.00	0.00	0.30	1,009.01
11/01/08	Open	TT04-TX TERM Road & Bridge	AR-0026	State Pool	1,006.87	0.30	0.00	0.00	0.00	0.30	1,007.17
11/01/08	Open	TT05-TX TERM Drainage	AR-0027	State Pool	334.04	0.10	0.00	0.00	0.00	0.10	334.14
11/10/08	Open	LOG1-Logic- General	AR-0028	State Pool	1,009.41	0.33	0.00	0.00	0.00	0.33	1,009.74
11/10/08	Open	LOG2-Logic-Toll Rd.Operations	AR-0029	State Pool	1,015.52	0.34	0.00	0.00	0.00	0.34	1,015.86
11/10/08	Open	LOG5-Logic-Drainage	AR-0032	State Pool	1,009.19	0.33	0.00	0.00	0.00	0.33	1,009.52
11/10/08	Open	LOG8-Logic-Road & Bridge	AR-0035	State Pool	<u>1,009.61</u>	<u>0.33</u>	<u>0.00</u>	<u>0.00</u>	<u>0.00</u>	<u>0.33</u>	<u>1,009.94</u>
State Pool Total					<u>685,424.63</u>	<u>243.99</u>	<u>0.00</u>	<u>0.00</u>	<u>0.00</u>	<u>243.99</u>	<u>685,668.62</u>
Investment Total					<u>225,176,569.26</u>	<u>102,109,583.17</u>	<u>0.00</u>	<u>0.00</u>	<u>0.00</u>	<u>147,381.09</u>	<u>327,286,152.43</u>

Interest Accrual
Ft. Bend County
Effective Interest - Actual Life
Receipts in Period
01/01/16 - 01/31/16

CUSIP	Invest Number	Security Description	Purchase Date	Sale Date	Yield Earned	Ending Par Val/Shares	Ending Amor Val/Cost	Purchased Interest	Int/Div Rec In the Perd	Int/Div Accrued In the Perd	PTD Purch Received	Int/Div Rec Purch/Date	Int/Div Accrued Purch/Date
Money Market													
Prosperity-Money Market Accts.	AR-0009	Money Market	11/30/03	Open	0.7626	326,600,483.81	326,600,483.81	0.00	147,137.10	0.00	0.00	23,347,133.51	0.00
Money Market Total					<u>0.7626</u>	<u>326,600,483.81</u>	<u>326,600,483.81</u>	<u>0.00</u>	<u>147,137.10</u>	<u>0.00</u>	<u>0.00</u>	<u>23,347,133.51</u>	<u>0.00</u>
State Pool													
MB02-MBIA General	AR-0015	State Pool	11/01/08	Open	0.4208	283,031.64	283,031.64	0.00	100.85	0.00	0.00	12,382.01	0.00
MB03-MBIA Road & Bridge	AR-0016	State Pool	11/01/08	Open	0.4204	60,649.06	60,649.06	0.00	21.59	0.00	0.00	1,388.21	0.00
MB04-MBIA Drainage	AR-0017	State Pool	11/01/08	Open	0.4209	43,464.37	43,464.37	0.00	15.49	0.00	0.00	792.28	0.00
MB06-MBIA Toll Rd. Operations	AR-0019	State Pool	11/01/08	Open	0.4208	291,118.02	291,118.02	0.00	103.73	0.00	0.00	7,054.82	0.00
TT00-TX TERM General	AR-0022	State Pool	11/01/08	Open	0.3507	1,010.15	1,010.15	0.00	0.30	0.00	0.00	21,394.92	0.00
TT02-TX TERM Toll Rd. Operation	AR-0024	State Pool	11/01/08	Open	0.3511	1,009.01	1,009.01	0.00	0.30	0.00	0.00	17,938.91	0.00
TT04-TX TERM Road & Bridge	AR-0026	State Pool	11/01/08	Open	0.3518	1,007.17	1,007.17	0.00	0.30	0.00	0.00	8,214.45	0.00
TT05-TX TERM Drainage	AR-0027	State Pool	11/01/08	Open	0.3534	334.14	334.14	0.00	0.10	0.00	0.00	5,013.41	0.00
LOG1-Logic- General	AR-0028	State Pool	11/10/08	Open	0.3860	1,009.74	1,009.74	0.00	0.33	0.00	0.00	50,015.32	0.00
LOG2-Logic-Toll Rd.Operations	AR-0029	State Pool	11/10/08	Open	0.3953	1,015.86	1,015.86	0.00	0.34	0.00	0.00	62,346.94	0.00
LOG5-Logic-Drainage	AR-0032	State Pool	11/10/08	Open	0.3861	1,009.52	1,009.52	0.00	0.33	0.00	0.00	3,253.29	0.00
LOG8-Logic-Road & Bridge	AR-0035	State Pool	11/10/08	Open	0.3859	1,009.94	1,009.94	0.00	0.33	0.00	0.00	6,497.46	0.00
State Pool Total					<u>0.4203</u>	<u>685,668.62</u>	<u>685,668.62</u>	<u>0.00</u>	<u>243.99</u>	<u>0.00</u>	<u>0.00</u>	<u>196,292.02</u>	<u>0.00</u>
Investment Total					<u>0.7616</u>	<u>327,286,152.43</u>	<u>327,286,152.43</u>	<u>0.00</u>	<u>147,381.09</u>	<u>0.00</u>	<u>0.00</u>	<u>23,543,425.53</u>	<u>0.00</u>

Premium/Discount Amortization
Ft. Bend County
Effective Interest - Actual Life
Receipts in Period
01/01/16 - 01/31/16

10

CUSIP	Invest Number	Security Description	Purchase Date	Amortiz Date	Yield Earned	Beginning Par Val/Shares	Beginning Unamor Val/Cost	Premium Discount	Ending Par Val/Shares	Ending Amor Val/Cost	Unamor Prem/Dscnt	Amortization In the Perd	Amortization Purch/Date
Money Market													
Prosperity-Money Market Accts.	AR-0009	Money Market	11/30/03	Open	0.7626	224,491,144.63	224,491,144.63	0.00	326,600,483.81	326,600,483.81	0.00	0.00	0.00
Money Market Total						<u>0.7626</u>	<u>224,491,144.63</u>	<u>0.00</u>	<u>326,600,483.81</u>	<u>326,600,483.81</u>	<u>0.00</u>	<u>0.00</u>	<u>0.00</u>
State Pool													
MB02-MBIA General	AR-0015	State Pool	11/01/08	Open	0.4208	282,930.79	282,930.79	0.00	283,031.64	283,031.64	0.00	0.00	0.00
MB03-MBIA Road & Bridge	AR-0016	State Pool	11/01/08	Open	0.4204	60,627.47	60,627.47	0.00	60,649.06	60,649.06	0.00	0.00	0.00
MB04-MBIA Drainage	AR-0017	State Pool	11/01/08	Open	0.4209	43,448.88	43,448.88	0.00	43,464.37	43,464.37	0.00	0.00	0.00
MB06-MBIA Toll Rd. Operations	AR-0019	State Pool	11/01/08	Open	0.4208	291,014.29	291,014.29	0.00	291,118.02	291,118.02	0.00	0.00	0.00
TT00-TX TERM General	AR-0022	State Pool	11/01/08	Open	0.3507	1,009.85	1,009.85	0.00	1,010.15	1,010.15	0.00	0.00	0.00
TT02-TX TERM Toll Rd. Operation	AR-0024	State Pool	11/01/08	Open	0.3511	1,008.71	1,008.71	0.00	1,009.01	1,009.01	0.00	0.00	0.00
TT04-TX TERM Road & Bridge	AR-0026	State Pool	11/01/08	Open	0.3518	1,006.87	1,006.87	0.00	1,007.17	1,007.17	0.00	0.00	0.00
TT05-TX TERM Drainage	AR-0027	State Pool	11/01/08	Open	0.3534	334.04	334.04	0.00	334.14	334.14	0.00	0.00	0.00
LOG1-Logic- General	AR-0028	State Pool	11/10/08	Open	0.3860	1,009.41	1,009.41	0.00	1,009.74	1,009.74	0.00	0.00	0.00
LOG2-Logic-Toll Rd.Operations	AR-0029	State Pool	11/10/08	Open	0.3953	1,015.52	1,015.52	0.00	1,015.86	1,015.86	0.00	0.00	0.00
LOG5-Logic-Drainage	AR-0032	State Pool	11/10/08	Open	0.3861	1,009.19	1,009.19	0.00	1,009.52	1,009.52	0.00	0.00	0.00
LOG8-Logic-Road & Bridge	AR-0035	State Pool	11/10/08	Open	0.3859	1,009.61	1,009.61	0.00	1,009.94	1,009.94	0.00	0.00	0.00
State Pool Total						<u>0.4203</u>	<u>685,424.63</u>	<u>0.00</u>	<u>685,668.62</u>	<u>685,668.62</u>	<u>0.00</u>	<u>0.00</u>	<u>0.00</u>
Investment Total						<u>0.7616</u>	<u>225,176,569.26</u>	<u>0.00</u>	<u>327,286,152.43</u>	<u>327,286,152.43</u>	<u>0.00</u>	<u>0.00</u>	<u>0.00</u>

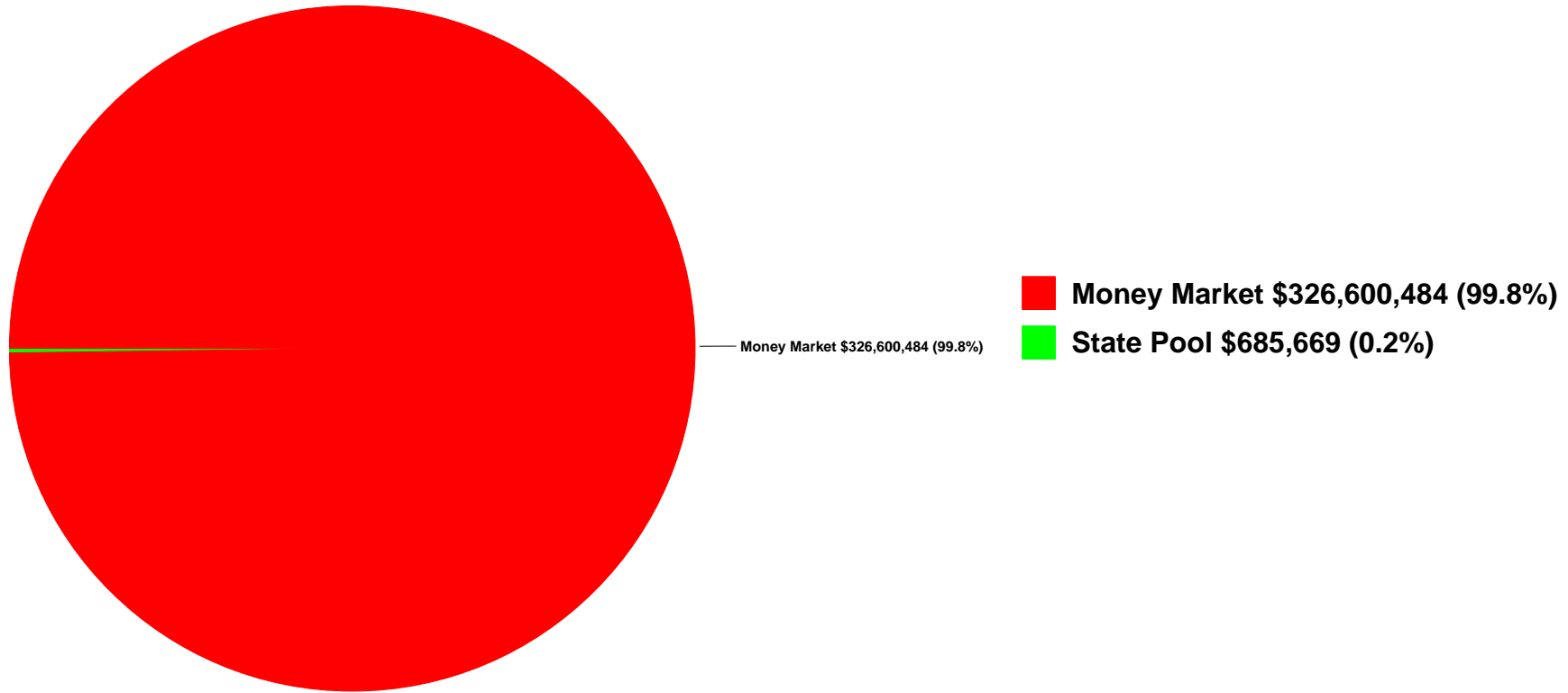
Open Investments
Ft. Bend County
 Effective Interest - Actual Life
 Receipts in Period
 01/31/16

11

CUSIP	Invest Number	Security Description	Invest Class	Purchase Date	Call Date	Purchase Institut	SafeKeep Institut	Issuing Institut	Yield Matur	Yield Call	Original Unit Cost	Original Par Val/Shares	Original Princ/Cost	Orig Prem Discount	Ending Unit Price	Ending Par Val/Shares	Ending Amor Val/Cost	Unamor Prem/Dscent
Money Market																		
Prosperity-Money Market Accts.	AR-0009	Money Market		11/30/03	Open	100	100	100	0.6500	0.6500	1.000000	12,505,577.66	12,505,577.66	0.00	1.000000	326,600,483.81	326,600,483.81	0.00
Money Market Total									<u>0.6500</u>	<u>0.6500</u>	<u>1.000000</u>	<u>12,505,577.66</u>	<u>12,505,577.66</u>	<u>0.00</u>	<u>1.000000</u>	<u>326,600,483.81</u>	<u>326,600,483.81</u>	<u>0.00</u>
State Pool																		
MB02-MBIA General	AR-0015	State Pool		11/01/08	Open	2000	2000	2000	0.4200	0.4200	1.000000	17,374,917.83	17,374,917.83	0.00	1.000000	283,031.64	283,031.64	0.00
MB03-MBIA Road & Bridge	AR-0016	State Pool		11/01/08	Open	2000	2000	2000	0.4200	0.4200	1.000000	2,856,438.24	2,856,438.24	0.00	1.000000	60,649.06	60,649.06	0.00
MB04-MBIA Drainage	AR-0017	State Pool		11/01/08	Open	2000	2000	2000	0.4200	0.4200	1.000000	1,267,218.21	1,267,218.21	0.00	1.000000	43,464.37	43,464.37	0.00
MB06-MBIA Toll Rd. Operations	AR-0019	State Pool		11/01/08	Open	2000	2000	2000	0.4200	0.4200	1.000000	3,143,377.27	3,143,377.27	0.00	1.000000	291,118.02	291,118.02	0.00
TT00-TX TERM General	AR-0022	State Pool		11/01/08	Open	2005	2005	2005	0.3500	0.3500	1.000000	10,006,437.87	10,006,437.87	0.00	1.000000	1,010.15	1,010.15	0.00
TT02-TX TERM Toll Rd. Operation	AR-0024	State Pool		11/01/08	Open	2005	2005	2005	0.3500	0.3500	0.000000	0.00	0.00	0.00	1.000000	1,009.01	1,009.01	0.00
TT04-TX TERM Road & Bridge	AR-0026	State Pool		11/01/08	Open	2005	2005	2005	0.3500	0.3500	1.000000	10,463.28	10,463.28	0.00	1.000000	1,007.17	1,007.17	0.00
TT05-TX TERM Drainage	AR-0027	State Pool		11/01/08	Open	2005	2005	2005	0.3500	0.3500	1.000000	109,774.61	109,774.61	0.00	1.000000	334.14	334.14	0.00
LOG1-Logic- General	AR-0028	State Pool		11/10/08	Open	200	200	200	0.3922	0.3922	1.000000	10,000,000.00	10,000,000.00	0.00	1.000000	1,009.74	1,009.74	0.00
LOG2-Logic-Toll Rd.Operations	AR-0029	State Pool		11/10/08	Open	200	200	200	0.3922	0.3922	1.000000	2,000,000.00	2,000,000.00	0.00	1.000000	1,015.86	1,015.86	0.00
LOG5-Logic-Drainage	AR-0032	State Pool		11/10/08	Open	200	200	200	0.3922	0.3922	1.000000	500,000.00	500,000.00	0.00	1.000000	1,009.52	1,009.52	0.00
LOG8-Logic-Road & Bridge	AR-0035	State Pool		11/10/08	Open	200	200	200	0.3922	0.3922	1.000000	1,000,000.00	1,000,000.00	0.00	1.000000	1,009.94	1,009.94	0.00
State Pool Total									<u>0.4195</u>	<u>0.4195</u>	<u>1.000000</u>	<u>48,268,627.31</u>	<u>48,268,627.31</u>	<u>0.00</u>	<u>1.000000</u>	<u>685,668.62</u>	<u>685,668.62</u>	<u>0.00</u>
Investment Total									<u>0.6495</u>	<u>0.6495</u>	<u>1.000000</u>	<u>60,774,204.97</u>	<u>60,774,204.97</u>	<u>0.00</u>	<u>1.000000</u>	<u>327,286,152.43</u>	<u>327,286,152.43</u>	<u>0.00</u>

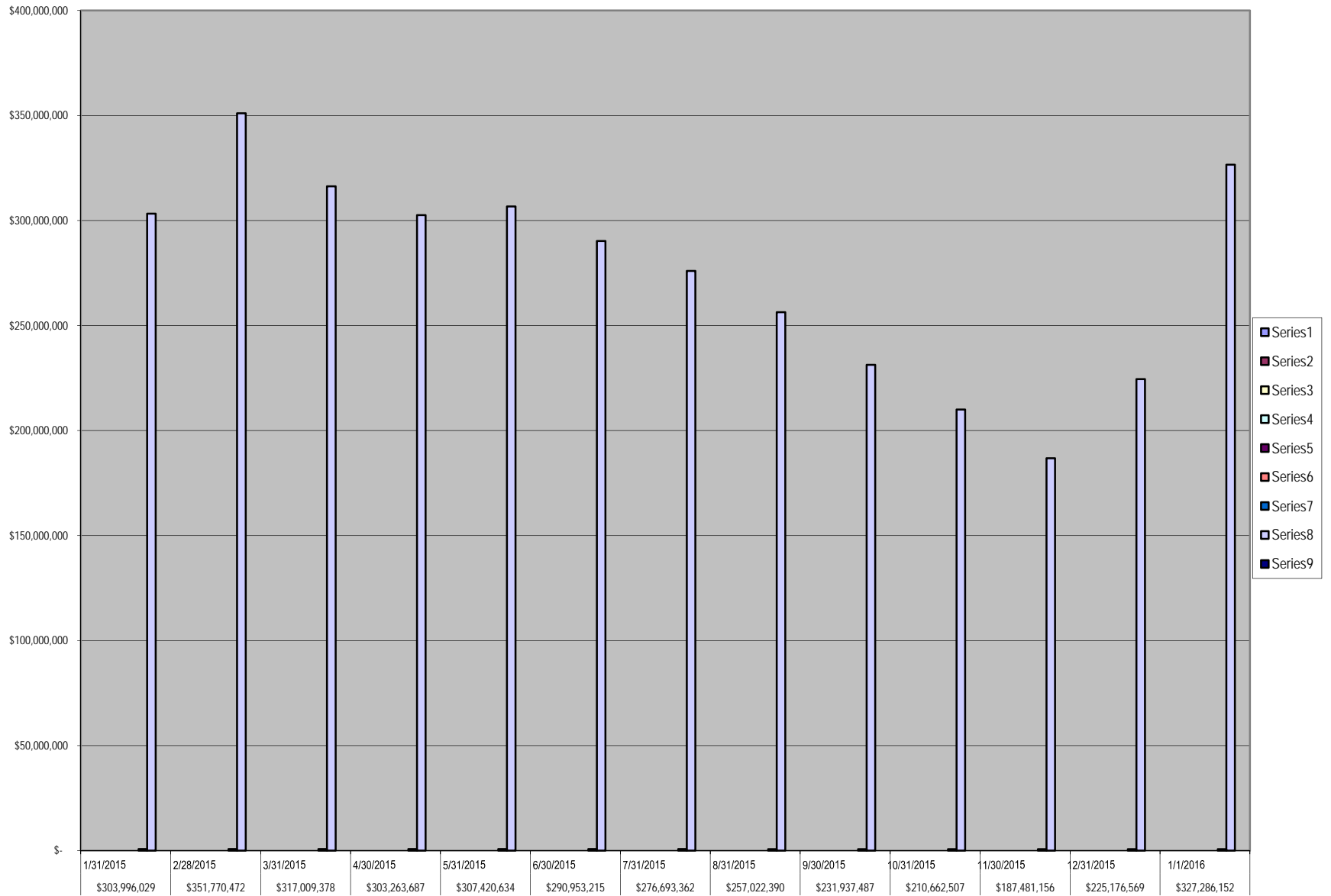
Open Investments
Ft. Bend County
Effective Interest - Actual Life
Receipts in Period
01/31/16

Open Investments \$327,286,152



FBC INVESTMENT TRAILING 12 MONTHS

Open Investments		FARMERS MAC DN	FMC	FHLB	FHLMC	FNMA	FNMA DISCOUNT NOTE	State Pool	Prosperity Money Market	Prosperity - Invst. Acct.
\$ 303,996,029	1/31/2015	\$ -	\$ -	\$ -	\$ -	\$ -	\$ -	\$ 731,750	\$ 303,264,279	\$ -
\$ 351,770,472	2/28/2015	\$ -	\$ -	\$ -	\$ -	\$ -	\$ -	\$ 731,809	\$ 351,035,663	\$ -
\$ 317,009,378	3/31/2015	\$ -	\$ -	\$ -	\$ -	\$ -	\$ -	\$ 731,884	\$ 316,277,494	\$ -
\$ 303,263,687	4/30/2015	\$ -	\$ -	\$ -	\$ -	\$ -	\$ -	\$ 731,965	\$ 302,531,722	\$ -
\$ 307,420,634	5/31/2015	\$ -	\$ -	\$ -	\$ -	\$ -	\$ -	\$ 732,050	\$ 306,688,584	\$ -
\$ 290,953,215	6/30/2015	\$ -	\$ -	\$ -	\$ -	\$ -	\$ -	\$ 732,137	\$ 290,221,078	\$ -
\$ 276,693,362	7/31/2015	\$ -	\$ -	\$ -	\$ -	\$ -	\$ -	\$ 732,233	\$ 275,961,128	\$ -
\$ 257,022,390	8/31/2015	\$ -	\$ -	\$ -	\$ -	\$ -	\$ -	\$ 684,887	\$ 256,337,503	\$ -
\$ 231,937,487	9/30/2015	\$ -	\$ -	\$ -	\$ -	\$ -	\$ -	\$ 684,996	\$ 231,252,491	\$ -
\$ 210,662,507	10/31/2015	\$ -	\$ -	\$ -	\$ -	\$ -	\$ -	\$ 685,119	\$ 209,977,388	\$ -
\$ 187,481,156	11/30/2015	\$ -	\$ -	\$ -	\$ -	\$ -	\$ -	\$ 685,254	\$ 186,795,902	\$ -
\$ 225,176,569	12/31/2015	\$ -	\$ -	\$ -	\$ -	\$ -	\$ -	\$ 685,425	\$ 224,491,145	\$ -
\$ 327,286,152	1/1/2016	\$ -	\$ -	\$ -	\$ -	\$ -	\$ -	\$ 685,668	\$ 326,600,484	\$ -



Wendt, Sandra

From: Laura Turner (111) <Laura.Turner@prosperitybankusa.com>
Sent: Tuesday, January 05, 2016 12:02 PM
To: Brogdon, Jennifer; Elster, Melissa; Schultz, Patsy; Matheaus, Robin; Wendt, Sandra
Subject: January Interest Rates

In accordance to the Depository bid, the variable interest rate for the month of January will reflect the change in the 91 day t-bill rate. The 91 day t-bill investment rate is 0.265%. Rate paid will be 0.75% on the General Operating Account and 0.555% (0.265% + .29) on all other accounts.

Thank you!

Laura

Laura Turner 

Assistant Vice President

Lending Assistant

Prosperity Bank

Sugar Land Banking Center

14060 Southwest Freeway

Sugar Land, TX 77478

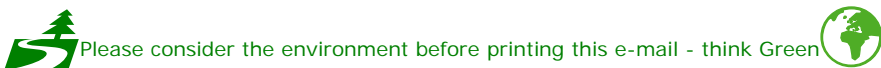
Phone: 281-269-7200

Direct: 281-269-7254

Fax: 281-269-7108

Email: laura.turner@prosperitybankusa.com

NYSE: PB



This transmission may contain information that is privileged, confidential and or exempt from disclosure under applicable law. If you are not the intended recipient, you are hereby notified that any disclosure, copying, distribution or use of the information contained herein (including any reliance thereon) is **STRICTLY PROHIBITED**. If you received this transmission in error, please immediately contact the sender and destroy the material in its entirety, whether in electronic or hard copy format. Thank you.



Daily Rates

January 2016

TXCLASS

Average Monthly Yield: 0.42%

Date	Dividend Rate	Annual Yield
01-Jan-16	0.000009429	0.35%
02-Jan-16	0.000009429	0.35%
03-Jan-16	0.000009429	0.35%
04-Jan-16	0.000010316	0.38%
05-Jan-16	0.000010596	0.39%
06-Jan-16	0.000010771	0.39%
07-Jan-16	0.000010913	0.40%
08-Jan-16	0.000011185	0.41%
09-Jan-16	0.000011185	0.41%
10-Jan-16	0.000011185	0.41%
11-Jan-16	0.000011243	0.41%
12-Jan-16	0.000011416	0.42%
13-Jan-16	0.000011637	0.43%
14-Jan-16	0.000011558	0.42%
15-Jan-16	0.000011683	0.43%
16-Jan-16	0.000011683	0.43%
17-Jan-16	0.000011683	0.43%
18-Jan-16	0.000011683	0.43%
19-Jan-16	0.000012046	0.44%
20-Jan-16	0.000012074	0.44%
21-Jan-16	0.000012200	0.45%
22-Jan-16	0.000012161	0.45%
23-Jan-16	0.000012161	0.45%
24-Jan-16	0.000012161	0.45%
25-Jan-16	0.000012161	0.45%
26-Jan-16	0.000012304	0.45%
27-Jan-16	0.000012391	0.45%
28-Jan-16	0.000012434	0.46%
29-Jan-16	0.000012434	0.46%
30-Jan-16	0.000012434	0.46%
31-Jan-16	0.000012434	0.46%

Current Rates:

As of January 31, 2016

Current Yield¹	<u>0.39%</u>
One-Day Yield¹	<u>0.39%</u>
Allocation Factor¹	<u>0.000010787</u>

Historical Rates:

Monthly Distribution Yields²

	2007	2008	2009	2010	2011	2012	2013	2014	2015	2016
January	5.25%	4.27%	1.14%	0.17%	0.14%	0.08%	0.12%	0.04%	0.07%	0.35%
February	5.28%	3.57%	0.83%	0.17%	0.17%	0.10%	0.10%	0.04%	0.08%	
March	5.29%	2.98%	0.74%	0.18%	0.14%	0.10%	0.10%	0.04%	0.09%	
April	5.26%	2.51%	0.63%	0.19%	0.10%	0.10%	0.08%	0.04%	0.09%	
May	5.23%	2.36%	0.55%	0.19%	0.09%	0.12%	0.08%	0.04%	0.09%	
June	5.26%	2.26%	0.50%	0.21%	0.09%	0.13%	0.05%	0.04%	0.09%	
July	5.25%	2.29%	0.42%	0.23%	0.06%	0.13%	0.05%	0.05%	0.10%	
August	5.25%	2.39%	0.41%	0.24%	0.08%	0.13%	0.05%	0.06%	0.11%	
September	5.15%	2.38%	0.37%	0.21%	0.07%	0.13%	0.05%	0.06%	0.13%	
October	4.99%	2.65%	0.27%	0.19%	0.07%	0.13%	0.04%	0.06%	0.15%	
November	4.80%	2.13%	0.26%	0.17%	0.08%	0.13%	0.04%	0.06%	0.15%	
December	4.53%	1.79%	0.23%	0.15%	0.11%	0.13%	0.04%	0.07%	0.23%	

**Call Toll-Free
1-866-TEX-TERM**

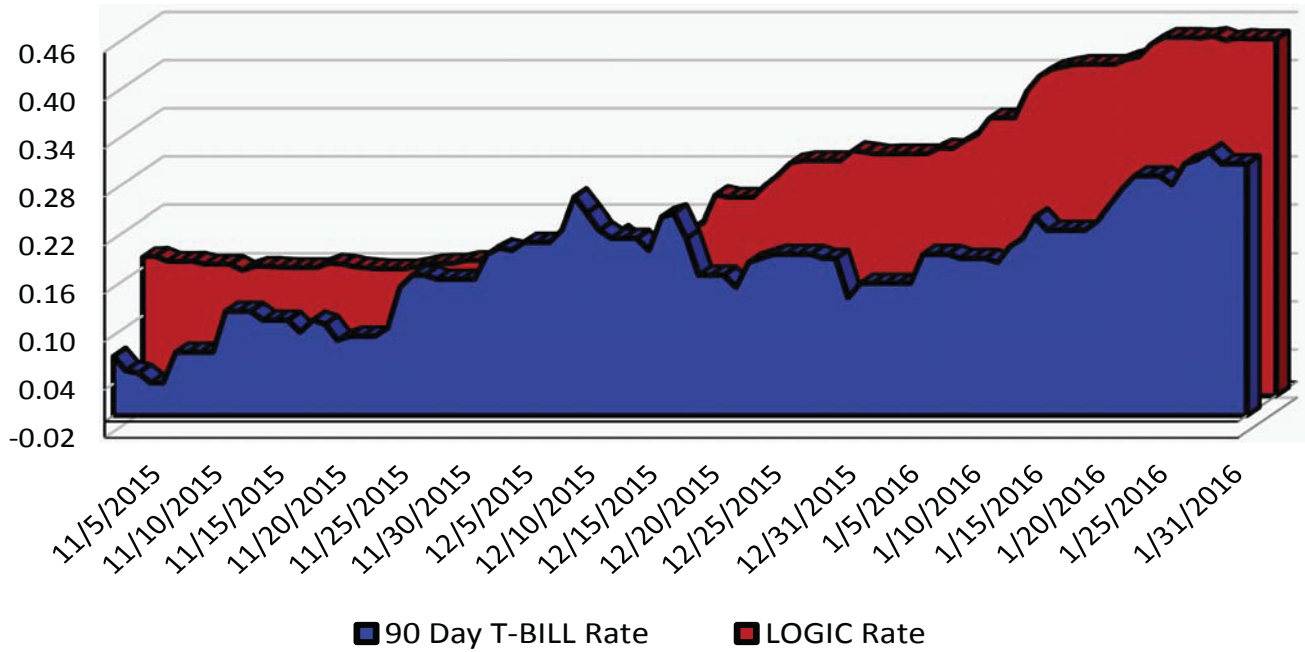
Past performance is not indicative of future results and yields may vary.

(1) The current yield, which is also known as the current annualized yield or current seven-day yield, represents the net change, exclusive of capital changes and income other than investment income, in the value of a hypothetical account with a balance of one share (normally \$1.00 per share) over a seven-day base period expressed as a percentage of the value of one share at the beginning of the seven-day period. This resulting net change in account value is then annualized by multiplying it by 365 and dividing the result by 7. The yields shown may reflect fee waivers by service providers that subsidize and reduce the total operating expenses of the TexasDAILY portfolio. Portfolio yields would be lower if there were no such waivers. The allocation factor represents the daily net income dividend declared by the TexasDAILY portfolio divided by the portfolio's daily net assets. The one-day yield represents the allocation factor of the TexasDAILY portfolio divided by the daily net asset value per share (normally \$1.00) multiplied by 365. Unlike the current yield—which excludes capital changes and income other than investment income—the allocation factor and one-day yield are inclusive of capital changes and any income other than investment income.

(2) The monthly distribution yield represents the sum of a month's one-day allocation factors divided by the number of days in that month, and multiplied by 365. The yields shown may reflect fee waivers by service providers that subsidize and reduce the total operating expenses of the TexasDAILY portfolio. Portfolio yields would be lower if there were no such waivers.

*This information is for institutional investor use only, not for further distribution to retail investors, and does not represent an offer to sell or a solicitation of an offer to buy or sell any fund or other security. Investors should consider the Pool's investment objectives, risks, charges and expenses before investing. This and other information about the Pool is available in the Pool's Information Statement, which should be read carefully before investing. A copy of the Pool's Information Statement may be obtained by calling 1-866-839-8376 or is available on the Pool's website at www.texasterm.net. While TexasDAILY seeks to maintain a stable net asset value of \$1.00 per share and TexasTERM seeks to achieve a net asset value of \$1.00 per share at its stated maturity, it is possible to lose money investing in the Pool. An investment in the Pool is not insured or guaranteed by the Federal Deposit Insurance Corporation or any other government agency. Shares of the Pool are distributed by **PFM Fund Distributors, Inc.**, member Financial Industry Regulatory Authority (FINRA) (www.finra.org) and Securities Investor Protection Corporation (SIPC) (www.sipc.org). PFM Fund Distributors, Inc. is a wholly owned subsidiary of PFM Asset Management LLC.*

LOGIC versus 90-Day Treasury Bill



This material is for information purposes only. This information does not represent an offer to buy or sell a security. The above rate information is obtained from sources that are believed to be reliable; however, its accuracy or completeness may be subject to change. The LOGIC management fee may be waived in full or in part at the discretion of the LOGIC co-administrators and the LOGIC rate for the period shown reflects waiver of fees. This table represents historical investment performance/return to the customer, net of fees, and is not an indication of future performance. An investment in the security is not insured or guaranteed by the Federal Deposit Insurance Corporation or any other government agency. Although the issuer seeks to preserve the value of an investment at \$1.00 per share, it is possible to lose money by investing in the security. Information about these and other program details are in the fund's Information Statement which should be read carefully before investing. The yield on the 90-Day Treasury Bill ("T-Bill Yield") is shown for comparative purposes only. When comparing the investment returns of the LOGIC pool to the T-Bill Yield, you should know that the LOGIC pool consist of allocations of specific diversified securities as detailed in the respective Information Statements. The T-Bill Yield is taken from Bloomberg Finance L.P. and represents the daily closing yield on the then current 90-day T-Bill.

Daily Summary for January 2016

Date	Mny Mkt Fund Equiv. [SEC Std.]	Daily Allocation Factor	LOGIC Invested Balance	Market Value Per Share	WAM Days (1)*	WAM Days (2)*
1/1/2016	0.3006%	0.00008236	\$3,937,397,581.06	0.999960	29	39
1/2/2016	0.3006%	0.00008236	\$3,937,397,581.06	0.999960	29	39
1/3/2016	0.3006%	0.00008236	\$3,937,397,581.06	0.999960	29	39
1/4/2016	0.3079%	0.00008436	\$4,016,588,470.93	1.000001	31	40
1/5/2016	0.3071%	0.00008415	\$4,105,257,594.39	0.999997	29	39
1/6/2016	0.3166%	0.00008673	\$4,169,988,814.65	0.999994	29	41
1/7/2016	0.3244%	0.00008887	\$4,242,284,176.99	0.999999	31	46
1/8/2016	0.3453%	0.00009460	\$4,272,692,391.31	0.999988	35	49
1/9/2016	0.3453%	0.00009460	\$4,272,692,391.31	0.999988	35	49
1/10/2016	0.3453%	0.00009460	\$4,272,692,391.31	0.999988	35	49
1/11/2016	0.3788%	0.000010378	\$4,278,521,078.05	1.000017	44	62
1/12/2016	0.3976%	0.000010894	\$4,257,960,842.05	1.000028	49	66
1/13/2016	0.4058%	0.000011119	\$4,226,856,335.47	1.000033	47	67
1/14/2016	0.4094%	0.000011216	\$4,181,677,232.91	1.000034	47	67
1/15/2016	0.4120%	0.000011288	\$4,084,389,922.14	1.000006	47	67
1/16/2016	0.4120%	0.000011288	\$4,084,389,922.14	1.000006	47	67
1/17/2016	0.4120%	0.000011288	\$4,084,389,922.14	1.000006	47	67
1/18/2016	0.4120%	0.000011288	\$4,084,389,922.14	1.000006	47	67
1/19/2016	0.4179%	0.000011448	\$4,086,507,763.74	1.000050	46	67
1/20/2016	0.4216%	0.000011551	\$4,129,157,268.89	1.000054	47	67
1/21/2016	0.4377%	0.000011993	\$4,196,034,756.85	1.000058	49	69
1/22/2016	0.4457%	0.000012212	\$4,186,222,455.41	1.000039	47	68
1/23/2016	0.4457%	0.000012212	\$4,186,222,455.41	1.000039	47	68
1/24/2016	0.4457%	0.000012212	\$4,186,222,455.41	1.000039	47	68
1/25/2016	0.4449%	0.000012188	\$4,230,152,027.25	1.000059	47	68
1/26/2016	0.4470%	0.000012246	\$4,293,864,417.08	1.000059	46	68
1/27/2016	0.4419%	0.000012106	\$4,480,619,465.16	1.000059	44	65
1/28/2016	0.4445%	0.000012179	\$4,552,410,379.68	1.000063	45	65
1/29/2016	0.4436%	0.000012154	\$4,658,046,995.69	1.000040	43	63
1/30/2016	0.4436%	0.000012154	\$4,658,046,995.69	1.000040	43	63
1/31/2016	0.4436%	0.000012154	\$4,658,046,995.69	1.000040	43	63
Average	0.3922%	0.000010744	\$4,224,145,760.74		41	59

Prosperity Bank
Money Market Accounts
January 31, 2016

FUND	DESCRIPTION	BEGINNING BALANCE	DEPOSITS	WITH- DRAWALS	INTEREST	ENDING BALANCE
100	General Operating	45,558,933.75	114,357,874.09	33,958,758.70	59,564.59	126,017,613.73
150	Juvenile Operations	12,994,977.31	215,263.88	1,398,759.58	5,745.65	11,817,227.26
155	Road & Bridge	9,447,137.50	8,379,466.94	1,622,378.05	6,396.16	16,210,622.55
160	Drainage District	8,368,245.63	5,073,325.41	459,202.52	5,225.26	12,987,593.78
165	Lateral Road	738,537.75	-	-	339.73	738,877.48
170	Statue Restoration	4,293.91	-	-	1.98	4,295.89
175	City Water Assistance	23,865.56	268.00	-	11.03	24,144.59
185	Entex Contributions	2,401.18	-	-	1.10	2,402.28
190	H L & P Assistance	15,409.43	1,561.98	2,443.96	6.95	14,534.40
195	County Law Library	1,177,214.41	28,241.68	12,377.96	546.97	1,193,625.10
200	Law Enforcement Academy	608,607.59	-	9,805.32	278.36	599,080.63
360	Law Enforcement Training	106,756.86	-	-	49.11	106,805.97
215	Library Donations	116,875.61	4,934.81	5,359.96	53.48	116,503.94
225	FBC Asset Forfeiture-Task-State	538,457.00	117,082.61	5,856.03	273.20	649,956.78
235	Probate Court Training	86,339.09	480.00	-	39.84	86,858.93
245	Alert Program-Juvenile	50,626.68	-	-	23.29	50,649.97
255	D A Asset Forfeiture-Fed.	412.81	-	268.00	0.08	144.89
265	Gus George Memorial	1,957.76	-	-	0.90	1,958.66
275	D A Special Fund Run	17,831.34	-	-	8.20	17,839.54
280	Co.Atty.Supplemental Salary	206,030.55	-	4,802.11	93.71	201,322.15
290	VIT Interest (Tax Coll)	1,955.80	-	1,600.00	0.33	356.13
300	FBC Elections	978,627.42	8,717.60	34,196.23	444.16	953,592.95
305	FBC Asset Forfeiture-Task-Fed.	19,184.22	-	115.00	8.82	19,078.04
310	Sheriff Ofc/Forfeiture-Assets-St.	434,293.64	11,973.87	22,283.89	193.39	424,177.01
315	Sheriff Ofc/Forfeiture-Assets-Fed.	529,279.40	-	4,214.40	242.14	525,307.14
320	Constable Pct. 2 F/A	2,328.78	-	-	1.07	2,329.85
335	DA Asset Forfeiture-State	221,742.35	2,587.50	3,747.56	101.59	220,683.88
810	Toll Road Operations	52,622,303.53	2,478,399.27	1,859,297.63	24,040.89	53,265,446.06
390	Child Protective Service IV-E	97,383.36	-	19,264.03	39.96	78,159.29
402	Hope 3 Program Sales	5,454.73	-	-	2.51	5,457.24
410	Child Support IVD Reimb.	230,723.67	1,140.28	-	106.20	231,970.15
415	Local Law Enf.Block Grant	78,482.78	-	-	36.10	78,518.88

Prosperity Bank
Money Market Accounts
January 31, 2016

440	Supervision	2,217,531.23	248,764.41	399,971.87	990.61	2,067,314.38
205	Surface Water Supply Corp.	7,760.52	-	-	3.57	7,764.09
TREA	Treasurer's Account	940.08	15,118,314.35	15,119,254.43	167.27	167.27
INVE	FBC Investment Account	-	-	-	-	-
850M	Boon-Chapman Medical	1,359,612.82	2,004,257.50	2,376,213.05	626.47	988,283.74
850D	Boon-Chapman Dental	336,415.40	307.66	120,920.33	129.08	215,931.81
882	Boon-Chapman 125	136,916.93	41,057.68	36,402.59	65.22	141,637.24
884	Fee Officer's Account	2,168,354.90	1,366,010.85	1,705,737.13	-	1,828,628.62
912	JP Credit Card Processing	49,396.74	182,450.86	127,871.66	30.42	104,006.36
908	EMS Credit Card Processing	10,930.53	10,831.58	12,489.65	2.88	9,275.34
600/605	Debt Service Account	10,903,568.55	14,587,242.04	-	9,268.56	25,500,079.15
GAS	FBC Fuel Account (Susser)	3.27	77,139.74	77,143.01	1.17	1.17
734	2009 Justice Center Const.Bnds	6,281.34	-	5,298.00	1.36	984.70
332	Fire Marshal St. Ass't. Forfeiture	654.46	-	-	0.30	654.76
JPEF	JP #4 E-Filing	636.70	1,350.25	1,492.95	0.16	494.16
DACC	D A Credit Card Processing	1,631.69	6,049.75	4,031.83	1.29	3,650.90
PTCC	Public Transportation Credit Cards	73.28	624.20	201.72	0.11	495.87
CSCC	CSCD Credit Card	75,832.94	77,004.37	90,359.83	37.45	62,514.93
LBCC	Library Credit Card	3,556.43	10,389.70	9,551.47	1.72	4,396.38
JUCC	Juvenile Credit Card	1,245.10	3,780.33	2,182.90	0.72	2,843.25
815	Grand Pkwy Toll Road Ops	15,379,868.57	1,792,670.74	1,702,560.75	6,560.72	15,476,539.28
145	Emergency Svc Dist 100	4,171,920.08	-	-	1,919.08	4,173,839.16
130	Assistant Dist Number 1	10,173,338.75	265,314.27	1,250.00	4,776.06	10,442,179.08
131	Assistant Dist Number 2	1,817,870.22	64,893.11	833.00	859.68	1,882,790.01
133	Assistant Dist Number 4	382,434.31	12,410.44	350.00	180.37	394,675.12
134	Assistant Dist Number 5	79,265.81	3,237.54	350.00	37.58	82,190.93
800S	Sr. Lien Toll Rd Rev Bonds 2012	1,407,570.45	-	32.32	647.47	1,408,185.60
805	Grand Pkwy Toll RD Rev Bond	6,009,407.87	-	18,618.68	2,756.98	5,993,546.17
206	Industrial Development Corp	226,217.36	-	-	104.06	226,321.42
135	Assistant Dist Number 6	1,902,873.62	91,256.40	546,946.40	767.05	1,447,950.67
CCCS	Non Fee Officer CC Clearing Acct	23,647.02	34,778.03	7.43	19.63	58,437.25
801	Sr. Lien Toll Rd Rev Bonds 2014	20,954,462.50	-	928,865.60	9,523.06	20,035,119.96
740	Mobility Projects Bond 2015	9,374,247.67	37,096.57	2,042,674.59	3,772.01	7,372,441.66

Prosperity Bank
Money Market Accounts
January 31, 2016

JPMT	Juror Payments	20,006.09	7,370.00	7,376.09	8.24	20,008.24
	Engineering Permitting E-Check	-	-	-	-	-
208	East FBC Development	-	-	-	-	-
	Total	224,491,144.63	166,725,920.29	64,763,718.21	147,137.10	326,600,483.81

Investment Report

Ft. Bend County

02/01/16 - 02/29/16

This report summarizes the investment position of Ft. Bend County for the period 02/01/16 to 02/29/16.

	01/31/16	02/29/16
Book Value	327,286,152.43	440,862,438.81
Market Value	327,286,152.43	440,862,438.81
Par Value	327,286,152.43	440,862,438.81
Change in Market Value		0.00
Weighted Average Maturity (in Days)	1	1
Weighted Average Yield-to-Maturity of Portfolio	0.6495%	0.6797%
Yield-to-Maturity of	0.0000%	0.0000%
Accrued Interest		0.00

This report is presented in accordance with the Texas Government Code Title 10 Section 2256.023. The below signed hereby certify that, to the best of their knowledge on the date this report was created, Ft. Bend County is in compliance with the provisions of Government Code 2256 and with the stated policies and strategies of Ft. Bend County.



Director of Finance & Investments

5-5-2016

Date



County Treasurer

5/6/2016


Date

Investment Report


Ft. Bend County

02/01/16 - 02/29/16


Portfolio Composition - 01/31/16



Portfolio Composition - 02/29/16




Maturity Aging - 01/31/16 vs 02/29/16



■ Previous Period ■ Current Period

Portfolio Performance - 02/01/16 to 02/29/16



■ Portfolio ■ Series2

GASB 31 Compliance
Ft. Bend County
Effective Interest - Actual Life
Receipts in Period
02/01/16 - 02/29/16

CUSIP	Invest Number	Security Description	Purchase Date	Sale Date	Valuation Method	Yield Earned	Price Source 02/01/16	Beginning Unit Price	Par Value On 02/01/16	Reported Value 02/01/16	Purchase Cost	Sales Proceeds	Ending Unit Price	Par Value On 02/29/16	Price Source 02/29/16	Reported Value 02/29/16	Change in Fair Value	Interest	Net Investment Income
Prosperity-Money Market Accts.	AR-0009	Money Market	11/30/03	Open	Fair Value	0.8245	Manual	1.000000	326,600,483.81	326,600,483.81	0.00	-113,576,022.98	1.000000	440,176,506.79	Manual	440,176,506.79	0.00	215,911.76	215,911.76
MB02-MBIA General	AR-0015	State Pool	11/01/08	Open	Fair Value	0.4857	Manual	1.000000	283,031.64	283,031.64	0.00	-108.93	1.000000	283,140.57	Manual	283,140.57	0.00	108.93	108.93
MB03-MBIA Road & Bridge	AR-0016	State Pool	11/01/08	Open	Fair Value	0.4855	Manual	1.000000	60,649.06	60,649.06	0.00	-23.33	1.000000	60,672.39	Manual	60,672.39	0.00	23.33	23.33
MB04-MBIA Drainage	AR-0017	State Pool	11/01/08	Open	Fair Value	0.4861	Manual	1.000000	43,464.37	43,464.37	0.00	-16.74	1.000000	43,481.11	Manual	43,481.11	0.00	16.74	16.74
MB06-MBIA Toll Rd. Operations	AR-0019	State Pool	11/01/08	Open	Fair Value	0.4858	Manual	1.000000	291,118.02	291,118.02	0.00	-112.05	1.000000	291,230.07	Manual	291,230.07	0.00	112.05	112.05
TT00-TX TERM General	AR-0022	State Pool	11/01/08	Open	Fair Value	0.3873	Manual	1.000000	1,010.15	1,010.15	0.00	-0.31	1.000000	1,010.46	Manual	1,010.46	0.00	0.31	0.31
TT02-TX TERM Toll Rd. Operation	AR-0024	State Pool	11/01/08	Open	Fair Value	0.3877	Manual	1.000000	1,009.01	1,009.01	0.00	-0.31	1.000000	1,009.32	Manual	1,009.32	0.00	0.31	0.31
TT04-TX TERM Road & Bridge	AR-0026	State Pool	11/01/08	Open	Fair Value	0.3885	Manual	1.000000	1,007.17	1,007.17	0.00	-0.31	1.000000	1,007.48	Manual	1,007.48	0.00	0.31	0.31
TT05-TX TERM Drainage	AR-0027	State Pool	11/01/08	Open	Fair Value	0.3777	Manual	1.000000	334.14	334.14	0.00	-0.10	1.000000	334.24	Manual	334.24	0.00	0.10	0.10
LOG1-Logic- General	AR-0028	State Pool	11/10/08	Open	Fair Value	0.4125	Manual	1.000000	1,009.74	1,009.74	0.00	-0.33	1.000000	1,010.07	Manual	1,010.07	0.00	0.33	0.33
LOG2-Logic-Toll Rd.Operations	AR-0029	State Pool	11/10/08	Open	Fair Value	0.4100	Manual	1.000000	1,015.86	1,015.86	0.00	-0.33	1.000000	1,016.19	Manual	1,016.19	0.00	0.33	0.33
LOG5-Logic-Drainage	AR-0032	State Pool	11/10/08	Open	Fair Value	0.4126	Manual	1.000000	1,009.52	1,009.52	0.00	-0.33	1.000000	1,009.85	Manual	1,009.85	0.00	0.33	0.33
LOG8-Logic-Road & Bridge	AR-0035	State Pool	11/10/08	Open	Fair Value	0.4124	Manual	1.000000	1,009.94	1,009.94	0.00	-0.33	1.000000	1,010.27	Manual	1,010.27	0.00	0.33	0.33
Investment Total						<u>0.8238</u>		<u>1.000000</u>	<u>327,286,152.43</u>	<u>327,286,152.43</u>	<u>0.00</u>	<u>-113,576,286.38</u>	<u>1.000000</u>	<u>440,862,438.81</u>		<u>440,862,438.81</u>	<u>0.00</u>	<u>216,175.16</u>	<u>216,175.16</u>

Portfolio Position

Ft. Bend County

Effective Interest - Actual Life

Receipts in Period

02/01/16 - 02/29/16

CUSIP	Invest Number	Security Description	Purchase Date	Call Date	Par Value On 02/01/16	Par Value On 02/29/16	Market Val On 02/01/16	Market Val On 02/29/16	Purchase Cost	Sales Proceeds	Original Princ/Cost	Amor Value On 02/01/16	Amor Value On 02/29/16
810 - FBC Toll Road Operations													
State Pool													
TT02-TX TERM Toll Rd. Operation	AR-0024	State Pool	11/01/08	Open	0.00	0.00	0.00	0.00	0.00	0.00	0.00	0.00	0.00
State Pool Total					0.00	0.00	0.00	0.00	0.00	0.00	0.00	0.00	0.00
810 - FBC Toll Road Operations Total					0.00	0.00	0.00	0.00	0.00	0.00	0.00	0.00	0.00
LOG5 - LOGIC DRAINAGE													
State Pool													
LOG5-Logic-Drainage	AR-0032	State Pool	11/10/08	Open	1,009.52	1,009.85	1,009.52	1,009.85	0.00	0.00	500,000.00	1,009.52	1,009.85
State Pool Total					1,009.52	1,009.85	1,009.52	1,009.85	0.00	0.00	500,000.00	1,009.52	1,009.85
LOG5 - LOGIC DRAINAGE Total					1,009.52	1,009.85	1,009.52	1,009.85	0.00	0.00	500,000.00	1,009.52	1,009.85
LOG1 - LOGIC GENERAL													
State Pool													
LOG1-Logic- General	AR-0028	State Pool	11/10/08	Open	1,009.74	1,010.07	1,009.74	1,010.07	0.00	0.00	10,000,000.00	1,009.74	1,010.07
State Pool Total					1,009.74	1,010.07	1,009.74	1,010.07	0.00	0.00	10,000,000.00	1,009.74	1,010.07
LOG1 - LOGIC GENERAL Total					1,009.74	1,010.07	1,009.74	1,010.07	0.00	0.00	10,000,000.00	1,009.74	1,010.07
LOG8 - LOGIC ROAD & BRIDGE													
State Pool													
LOG8-Logic-Road & Bridge	AR-0035	State Pool	11/10/08	Open	1,009.94	1,010.27	1,009.94	1,010.27	0.00	0.00	1,000,000.00	1,009.94	1,010.27
State Pool Total					1,009.94	1,010.27	1,009.94	1,010.27	0.00	0.00	1,000,000.00	1,009.94	1,010.27
LOG8 - LOGIC ROAD & BRIDGE Total					1,009.94	1,010.27	1,009.94	1,010.27	0.00	0.00	1,000,000.00	1,009.94	1,010.27
LOG2 - LOGIC TOLL OPERATIONS													
State Pool													
LOG2-Logic-Toll Rd.Operations	AR-0029	State Pool	11/10/08	Open	1,015.86	1,016.19	1,015.86	1,016.19	0.00	0.00	2,000,000.00	1,015.86	1,016.19
State Pool Total					1,015.86	1,016.19	1,015.86	1,016.19	0.00	0.00	2,000,000.00	1,015.86	1,016.19
LOG2 - LOGIC TOLL OPERATIONS Total					1,015.86	1,016.19	1,015.86	1,016.19	0.00	0.00	2,000,000.00	1,015.86	1,016.19
MB04 - MBIA DRAINAGE													
State Pool													
MB04-MBIA Drainage	AR-0017	State Pool	11/01/08	Open	43,464.37	43,481.11	43,464.37	43,481.11	0.00	0.00	1,267,218.21	43,464.37	43,481.11
State Pool Total					43,464.37	43,481.11	43,464.37	43,481.11	0.00	0.00	1,267,218.21	43,464.37	43,481.11
MB04 - MBIA DRAINAGE Total					43,464.37	43,481.11	43,464.37	43,481.11	0.00	0.00	1,267,218.21	43,464.37	43,481.11
MB02 - MBIA GENERAL													
State Pool													
MB02-MBIA General	AR-0015	State Pool	11/01/08	Open	283,031.64	283,140.57	283,031.64	283,140.57	0.00	0.00	17,374,917.83	283,031.64	283,140.57
State Pool Total					283,031.64	283,140.57	283,031.64	283,140.57	0.00	0.00	17,374,917.83	283,031.64	283,140.57
MB02 - MBIA GENERAL Total					283,031.64	283,140.57	283,031.64	283,140.57	0.00	0.00	17,374,917.83	283,031.64	283,140.57
MB03 - MBIA ROAD & BRIDGE													
State Pool													
MB03-MBIA Road & Bridge	AR-0016	State Pool	11/01/08	Open	60,649.06	60,672.39	60,649.06	60,672.39	0.00	0.00	2,856,438.24	60,649.06	60,672.39
State Pool Total					60,649.06	60,672.39	60,649.06	60,672.39	0.00	0.00	2,856,438.24	60,649.06	60,672.39
MB03 - MBIA ROAD & BRIDGE Total					60,649.06	60,672.39	60,649.06	60,672.39	0.00	0.00	2,856,438.24	60,649.06	60,672.39
MB06 - MBIA TOLL RD OPERATIONS													
State Pool													
MB06-MBIA Toll Rd. Operations	AR-0019	State Pool	11/01/08	Open	291,118.02	291,230.07	291,118.02	291,230.07	0.00	0.00	3,143,377.27	291,118.02	291,230.07
State Pool Total					291,118.02	291,230.07	291,118.02	291,230.07	0.00	0.00	3,143,377.27	291,118.02	291,230.07
MB06 - MBIA TOLL RD OPERATIONS Total					291,118.02	291,230.07	291,118.02	291,230.07	0.00	0.00	3,143,377.27	291,118.02	291,230.07
PROS - Prosperity Money Mkt. Accts.													
Money Market													

Portfolio Position
Ft. Bend County
Effective Interest - Actual Life
Receipts in Period
02/01/16 - 02/29/16

5

CUSIP	Invest Number	Security Description	Purchase Date	Call Date	Par Value On 02/01/16	Par Value On 02/29/16	Market Val On 02/01/16	Market Val On 02/29/16	Purchase Cost	Sales Proceeds	Original Princ/Cost	Amor Value On 02/01/16	Amor Value On 02/29/16
Prosperity-Money Market Accts.	AR-0009	Money Market	11/30/03	Open	326,600,483.81	440,176,506.79	326,600,483.81	440,176,506.79	0.00	0.00	12,505,577.66	326,600,483.81	440,176,506.79
Money Market Total					<u>326,600,483.81</u>	<u>440,176,506.79</u>	<u>326,600,483.81</u>	<u>440,176,506.79</u>	<u>0.00</u>	<u>0.00</u>	<u>12,505,577.66</u>	<u>326,600,483.81</u>	<u>440,176,506.79</u>
PROS - Prosperity Money Mkt. Accts. Total					<u>326,600,483.81</u>	<u>440,176,506.79</u>	<u>326,600,483.81</u>	<u>440,176,506.79</u>	<u>0.00</u>	<u>0.00</u>	<u>12,505,577.66</u>	<u>326,600,483.81</u>	<u>440,176,506.79</u>
TT05 - TEXAS TERM DRAINAGE													
State Pool													
TT05-TX TERM Drainage	AR-0027	State Pool	11/01/08	Open	334.14	334.24	334.14	334.24	0.00	0.00	109,774.61	334.14	334.24
State Pool Total					<u>334.14</u>	<u>334.24</u>	<u>334.14</u>	<u>334.24</u>	<u>0.00</u>	<u>0.00</u>	<u>109,774.61</u>	<u>334.14</u>	<u>334.24</u>
TT05 - TEXAS TERM DRAINAGE Total					<u>334.14</u>	<u>334.24</u>	<u>334.14</u>	<u>334.24</u>	<u>0.00</u>	<u>0.00</u>	<u>109,774.61</u>	<u>334.14</u>	<u>334.24</u>
TT00 - TEXAS TERM GENERAL													
State Pool													
TT00-TX TERM General	AR-0022	State Pool	11/01/08	Open	1,010.15	1,010.46	1,010.15	1,010.46	0.00	0.00	10,006,437.87	1,010.15	1,010.46
State Pool Total					<u>1,010.15</u>	<u>1,010.46</u>	<u>1,010.15</u>	<u>1,010.46</u>	<u>0.00</u>	<u>0.00</u>	<u>10,006,437.87</u>	<u>1,010.15</u>	<u>1,010.46</u>
TT00 - TEXAS TERM GENERAL Total					<u>1,010.15</u>	<u>1,010.46</u>	<u>1,010.15</u>	<u>1,010.46</u>	<u>0.00</u>	<u>0.00</u>	<u>10,006,437.87</u>	<u>1,010.15</u>	<u>1,010.46</u>
TT04 - TEXAS TERM ROAD & BRIDGE													
State Pool													
TT04-TX TERM Road & Bridge	AR-0026	State Pool	11/01/08	Open	1,007.17	1,007.48	1,007.17	1,007.48	0.00	0.00	10,463.28	1,007.17	1,007.48
State Pool Total					<u>1,007.17</u>	<u>1,007.48</u>	<u>1,007.17</u>	<u>1,007.48</u>	<u>0.00</u>	<u>0.00</u>	<u>10,463.28</u>	<u>1,007.17</u>	<u>1,007.48</u>
TT04 - TEXAS TERM ROAD & BRIDGE Total					<u>1,007.17</u>	<u>1,007.48</u>	<u>1,007.17</u>	<u>1,007.48</u>	<u>0.00</u>	<u>0.00</u>	<u>10,463.28</u>	<u>1,007.17</u>	<u>1,007.48</u>
TT02 - TEXAS TERM TOLL OPERATIONS													
State Pool													
TT02-TX TERM Toll Rd. Operation	AR-0024	State Pool	11/01/08	Open	1,009.01	1,009.32	1,009.01	1,009.32	0.00	0.00	0.00	1,009.01	1,009.32
State Pool Total					<u>1,009.01</u>	<u>1,009.32</u>	<u>1,009.01</u>	<u>1,009.32</u>	<u>0.00</u>	<u>0.00</u>	<u>0.00</u>	<u>1,009.01</u>	<u>1,009.32</u>
TT02 - TEXAS TERM TOLL OPERATIONS Total					<u>1,009.01</u>	<u>1,009.32</u>	<u>1,009.01</u>	<u>1,009.32</u>	<u>0.00</u>	<u>0.00</u>	<u>0.00</u>	<u>1,009.01</u>	<u>1,009.32</u>
Combined Port													
Money Market													
Prosperity-Money Market Accts.	AR-0009	Money Market	11/30/03	Open	326,600,483.81	440,176,506.79	326,600,483.81	440,176,506.79	0.00	0.00	12,505,577.66	326,600,483.81	440,176,506.79
Money Market Total					<u>326,600,483.81</u>	<u>440,176,506.79</u>	<u>326,600,483.81</u>	<u>440,176,506.79</u>	<u>0.00</u>	<u>0.00</u>	<u>12,505,577.66</u>	<u>326,600,483.81</u>	<u>440,176,506.79</u>
State Pool													
LOG1-Logic- General	AR-0028	State Pool	11/10/08	Open	1,009.74	1,010.07	1,009.74	1,010.07	0.00	0.00	10,000,000.00	1,009.74	1,010.07
LOG2-Logic-Toll Rd.Operations	AR-0029	State Pool	11/10/08	Open	1,015.86	1,016.19	1,015.86	1,016.19	0.00	0.00	2,000,000.00	1,015.86	1,016.19
LOG5-Logic-Drainage	AR-0032	State Pool	11/10/08	Open	1,009.52	1,009.85	1,009.52	1,009.85	0.00	0.00	500,000.00	1,009.52	1,009.85
LOG8-Logic-Road & Bridge	AR-0035	State Pool	11/10/08	Open	1,009.94	1,010.27	1,009.94	1,010.27	0.00	0.00	1,000,000.00	1,009.94	1,010.27
MB02-MBIA General	AR-0015	State Pool	11/01/08	Open	283,031.64	283,140.57	283,031.64	283,140.57	0.00	0.00	17,374,917.83	283,031.64	283,140.57
MB03-MBIA Road & Bridge	AR-0016	State Pool	11/01/08	Open	60,649.06	60,672.39	60,649.06	60,672.39	0.00	0.00	2,856,438.24	60,649.06	60,672.39
MB04-MBIA Drainage	AR-0017	State Pool	11/01/08	Open	43,464.37	43,481.11	43,464.37	43,481.11	0.00	0.00	1,267,218.21	43,464.37	43,481.11
MB06-MBIA Toll Rd. Operations	AR-0019	State Pool	11/01/08	Open	291,118.02	291,230.07	291,118.02	291,230.07	0.00	0.00	3,143,377.27	291,118.02	291,230.07
TT00-TX TERM General	AR-0022	State Pool	11/01/08	Open	1,010.15	1,010.46	1,010.15	1,010.46	0.00	0.00	10,006,437.87	1,010.15	1,010.46
TT02-TX TERM Toll Rd. Operation	AR-0024	State Pool	11/01/08	Open	1,009.01	1,009.32	1,009.01	1,009.32	0.00	0.00	0.00	1,009.01	1,009.32
TT04-TX TERM Road & Bridge	AR-0026	State Pool	11/01/08	Open	1,007.17	1,007.48	1,007.17	1,007.48	0.00	0.00	10,463.28	1,007.17	1,007.48
TT05-TX TERM Drainage	AR-0027	State Pool	11/01/08	Open	334.14	334.24	334.14	334.24	0.00	0.00	109,774.61	334.14	334.24
State Pool Total					<u>685,668.62</u>	<u>685,932.02</u>	<u>685,668.62</u>	<u>685,932.02</u>	<u>0.00</u>	<u>0.00</u>	<u>48,268,627.31</u>	<u>685,668.62</u>	<u>685,932.02</u>
Combined Port Total					<u>327,286,152.43</u>	<u>440,862,438.81</u>	<u>327,286,152.43</u>	<u>440,862,438.81</u>	<u>0.00</u>	<u>0.00</u>	<u>60,774,204.97</u>	<u>327,286,152.43</u>	<u>440,862,438.81</u>

Earnings and Yields Summary

6

Ft. Bend County Effective Interest - Actual Life Receipts in Period 02/01/16 - 02/29/16

Security Description	02/01/16 02/07/16	02/08/16 02/14/16	02/15/16 02/21/16	02/22/16 02/28/16	02/29/16 02/29/16	02/01/16 02/29/16
Combined Port						
Money Market	51,391.36	51,391.37	51,391.37	51,391.37	10,346.29	215,911.76
State Pool	<u>63.22</u>	<u>63.22</u>	<u>63.21</u>	<u>63.21</u>	<u>10.54</u>	<u>263.40</u>
Port Total	<u>51,454.58</u>	<u>51,454.59</u>	<u>51,454.58</u>	<u>51,454.58</u>	<u>10,356.83</u>	<u>216,175.16</u>
Combined Port						
Money Market	0.8227	0.8227	0.8227	0.8227	0.8607	0.8245
State Pool	<u>0.4820</u>	<u>0.4820</u>	<u>0.4820</u>	<u>0.4820</u>	<u>0.5624</u>	<u>0.4848</u>
Port Total	<u>0.8220</u>	<u>0.8220</u>	<u>0.8220</u>	<u>0.8220</u>	<u>0.8602</u>	<u>0.8238</u>

Maturity Aging
Ft. Bend County
 Effective Interest - Actual Life
 Receipts in Period
 02/29/16

7

CUSIP	Invest Number	Security Description	Purchase Date	Days to Maturity	Yield Matur
0 - 30 Days					
	AR-0028	State Pool	11/10/08	1	0.4823
	AR-0029	State Pool	11/10/08	1	0.4823
	AR-0032	State Pool	11/10/08	1	0.4823
	AR-0035	State Pool	11/10/08	1	0.4823
	AR-0015	State Pool	11/01/08	1	0.4900
	AR-0016	State Pool	11/01/08	1	0.4900
	AR-0017	State Pool	11/01/08	1	0.4900
	AR-0019	State Pool	11/01/08	1	0.4900
	AR-0009	Money Market	11/30/03	1	0.6800
	AR-0022	State Pool	11/01/08	1	0.3900
	AR-0024	State Pool	11/01/08	1	0.3900
	AR-0026	State Pool	11/01/08	1	0.3900
	AR-0027	State Pool	11/01/08	<u>1</u>	<u>0.3900</u>
0 - 30 Days Total				<u>1</u>	<u>0.6797</u>
Investment Total				<u>1</u>	<u>0.6797</u>

Activity Statement
Ft. Bend County
 Effective Interest - Actual Life
 Receipts in Period
 02/01/16 - 02/29/16

Purchase Date	Sale Date	CUSIP	Invest Number	Security Description	Amor Value On 02/01/16	Changes In Principal	Purchase Cost	Sales Proceeds	Purchased Interest	Int/Div Rec In the Perd	Amor Value On 02/29/16
Money Market											
11/30/03	Open	Prosperity-Money Market Accts.	AR-0009	Money Market	<u>326,600,483.81</u>	<u>113,576,022.98</u>	<u>0.00</u>	<u>0.00</u>	<u>0.00</u>	<u>215,911.76</u>	<u>440,176,506.79</u>
Money Market Total					<u>326,600,483.81</u>	<u>113,576,022.98</u>	<u>0.00</u>	<u>0.00</u>	<u>0.00</u>	<u>215,911.76</u>	<u>440,176,506.79</u>
State Pool											
11/01/08	Open	MB02-MBIA General	AR-0015	State Pool	283,031.64	108.93	0.00	0.00	0.00	108.93	283,140.57
11/01/08	Open	MB03-MBIA Road & Bridge	AR-0016	State Pool	60,649.06	23.33	0.00	0.00	0.00	23.33	60,672.39
11/01/08	Open	MB04-MBIA Drainage	AR-0017	State Pool	43,464.37	16.74	0.00	0.00	0.00	16.74	43,481.11
11/01/08	Open	MB06-MBIA Toll Rd. Operations	AR-0019	State Pool	291,118.02	112.05	0.00	0.00	0.00	112.05	291,230.07
11/01/08	Open	TT00-TX TERM General	AR-0022	State Pool	1,010.15	0.31	0.00	0.00	0.00	0.31	1,010.46
11/01/08	Open	TT02-TX TERM Toll Rd. Operation	AR-0024	State Pool	1,009.01	0.31	0.00	0.00	0.00	0.31	1,009.32
11/01/08	Open	TT04-TX TERM Road & Bridge	AR-0026	State Pool	1,007.17	0.31	0.00	0.00	0.00	0.31	1,007.48
11/01/08	Open	TT05-TX TERM Drainage	AR-0027	State Pool	334.14	0.10	0.00	0.00	0.00	0.10	334.24
11/10/08	Open	LOG1-Logic- General	AR-0028	State Pool	1,009.74	0.33	0.00	0.00	0.00	0.33	1,010.07
11/10/08	Open	LOG2-Logic-Toll Rd.Operations	AR-0029	State Pool	1,015.86	0.33	0.00	0.00	0.00	0.33	1,016.19
11/10/08	Open	LOG5-Logic-Drainage	AR-0032	State Pool	1,009.52	0.33	0.00	0.00	0.00	0.33	1,009.85
11/10/08	Open	LOG8-Logic-Road & Bridge	AR-0035	State Pool	<u>1,009.94</u>	<u>0.33</u>	<u>0.00</u>	<u>0.00</u>	<u>0.00</u>	<u>0.33</u>	<u>1,010.27</u>
State Pool Total					<u>685,668.62</u>	<u>263.40</u>	<u>0.00</u>	<u>0.00</u>	<u>0.00</u>	<u>263.40</u>	<u>685,932.02</u>
Investment Total					<u>327,286,152.43</u>	<u>113,576,286.38</u>	<u>0.00</u>	<u>0.00</u>	<u>0.00</u>	<u>216,175.16</u>	<u>440,862,438.81</u>

Interest Accrual
Ft. Bend County
Effective Interest - Actual Life
Receipts in Period
02/01/16 - 02/29/16

CUSIP	Invest Number	Security Description	Purchase Date	Sale Date	Yield Earned	Ending Par Val/Shares	Ending Amor Val/Cost	Purchased Interest	Int/Div Rec In the Perd	Int/Div Accrued In the Perd	PTD Purch Received	Int/Div Rec Purch/Date	Int/Div Accrued Purch/Date
Money Market													
	AR-0009	Money Market	11/30/03	Open	0.8245	440,176,506.79	440,176,506.79	0.00	215,911.76	0.00	0.00	23,563,045.27	0.00
Money Market Total					<u>0.8245</u>	<u>440,176,506.79</u>	<u>440,176,506.79</u>	<u>0.00</u>	<u>215,911.76</u>	<u>0.00</u>	<u>0.00</u>	<u>23,563,045.27</u>	<u>0.00</u>
State Pool													
	AR-0015	State Pool	11/01/08	Open	0.4857	283,140.57	283,140.57	0.00	108.93	0.00	0.00	12,490.94	0.00
	AR-0016	State Pool	11/01/08	Open	0.4855	60,672.39	60,672.39	0.00	23.33	0.00	0.00	1,411.54	0.00
	AR-0017	State Pool	11/01/08	Open	0.4861	43,481.11	43,481.11	0.00	16.74	0.00	0.00	809.02	0.00
	AR-0019	State Pool	11/01/08	Open	0.4858	291,230.07	291,230.07	0.00	112.05	0.00	0.00	7,166.87	0.00
	AR-0022	State Pool	11/01/08	Open	0.3873	1,010.46	1,010.46	0.00	0.31	0.00	0.00	21,395.23	0.00
	AR-0024	State Pool	11/01/08	Open	0.3877	1,009.32	1,009.32	0.00	0.31	0.00	0.00	17,939.22	0.00
	AR-0026	State Pool	11/01/08	Open	0.3885	1,007.48	1,007.48	0.00	0.31	0.00	0.00	8,214.76	0.00
	AR-0027	State Pool	11/01/08	Open	0.3777	334.24	334.24	0.00	0.10	0.00	0.00	5,013.51	0.00
	AR-0028	State Pool	11/10/08	Open	0.4125	1,010.07	1,010.07	0.00	0.33	0.00	0.00	50,015.65	0.00
	AR-0029	State Pool	11/10/08	Open	0.4100	1,016.19	1,016.19	0.00	0.33	0.00	0.00	62,347.27	0.00
	AR-0032	State Pool	11/10/08	Open	0.4126	1,009.85	1,009.85	0.00	0.33	0.00	0.00	3,253.62	0.00
	AR-0035	State Pool	11/10/08	Open	0.4124	1,010.27	1,010.27	0.00	0.33	0.00	0.00	6,497.79	0.00
State Pool Total					<u>0.4848</u>	<u>685,932.02</u>	<u>685,932.02</u>	<u>0.00</u>	<u>263.40</u>	<u>0.00</u>	<u>0.00</u>	<u>196,555.42</u>	<u>0.00</u>
Investment Total					<u>0.8238</u>	<u>440,862,438.81</u>	<u>440,862,438.81</u>	<u>0.00</u>	<u>216,175.16</u>	<u>0.00</u>	<u>0.00</u>	<u>23,759,600.69</u>	<u>0.00</u>

Premium/Discount Amortization
Ft. Bend County
Effective Interest - Actual Life
Receipts in Period
02/01/16 - 02/29/16

10

CUSIP	Invest Number	Security Description	Purchase Date	Amortiz Date	Yield Earned	Beginning Par Val/Shares	Beginning Unamor Val/Cost	Premium Discount	Ending Par Val/Shares	Ending Amor Val/Cost	Unamor Prem/Dscnt	Amortization In the Perd	Amortization Purch/Date
Money Market													
Prosperity-Money Market Accts.	AR-0009	Money Market	11/30/03	Open	0.8245	326,600,483.81	326,600,483.81	0.00	440,176,506.79	440,176,506.79	0.00	0.00	0.00
Money Market Total						<u>0.8245</u>	<u>326,600,483.81</u>	<u>0.00</u>	<u>440,176,506.79</u>	<u>440,176,506.79</u>	<u>0.00</u>	<u>0.00</u>	<u>0.00</u>
State Pool													
MB02-MBIA General	AR-0015	State Pool	11/01/08	Open	0.4857	283,031.64	283,031.64	0.00	283,140.57	283,140.57	0.00	0.00	0.00
MB03-MBIA Road & Bridge	AR-0016	State Pool	11/01/08	Open	0.4855	60,649.06	60,649.06	0.00	60,672.39	60,672.39	0.00	0.00	0.00
MB04-MBIA Drainage	AR-0017	State Pool	11/01/08	Open	0.4861	43,464.37	43,464.37	0.00	43,481.11	43,481.11	0.00	0.00	0.00
MB06-MBIA Toll Rd. Operations	AR-0019	State Pool	11/01/08	Open	0.4858	291,118.02	291,118.02	0.00	291,230.07	291,230.07	0.00	0.00	0.00
TT00-TX TERM General	AR-0022	State Pool	11/01/08	Open	0.3873	1,010.15	1,010.15	0.00	1,010.46	1,010.46	0.00	0.00	0.00
TT02-TX TERM Toll Rd. Operation	AR-0024	State Pool	11/01/08	Open	0.3877	1,009.01	1,009.01	0.00	1,009.32	1,009.32	0.00	0.00	0.00
TT04-TX TERM Road & Bridge	AR-0026	State Pool	11/01/08	Open	0.3885	1,007.17	1,007.17	0.00	1,007.48	1,007.48	0.00	0.00	0.00
TT05-TX TERM Drainage	AR-0027	State Pool	11/01/08	Open	0.3777	334.14	334.14	0.00	334.24	334.24	0.00	0.00	0.00
LOG1-Logic- General	AR-0028	State Pool	11/10/08	Open	0.4125	1,009.74	1,009.74	0.00	1,010.07	1,010.07	0.00	0.00	0.00
LOG2-Logic-Toll Rd.Operations	AR-0029	State Pool	11/10/08	Open	0.4100	1,015.86	1,015.86	0.00	1,016.19	1,016.19	0.00	0.00	0.00
LOG5-Logic-Drainage	AR-0032	State Pool	11/10/08	Open	0.4126	1,009.52	1,009.52	0.00	1,009.85	1,009.85	0.00	0.00	0.00
LOG8-Logic-Road & Bridge	AR-0035	State Pool	11/10/08	Open	0.4124	1,009.94	1,009.94	0.00	1,010.27	1,010.27	0.00	0.00	0.00
State Pool Total						<u>0.4848</u>	<u>685,668.62</u>	<u>0.00</u>	<u>685,932.02</u>	<u>685,932.02</u>	<u>0.00</u>	<u>0.00</u>	<u>0.00</u>
Investment Total						<u>0.8238</u>	<u>327,286,152.43</u>	<u>0.00</u>	<u>440,862,438.81</u>	<u>440,862,438.81</u>	<u>0.00</u>	<u>0.00</u>	<u>0.00</u>

Open Investments
Ft. Bend County
 Effective Interest - Actual Life
 Receipts in Period
 02/29/16

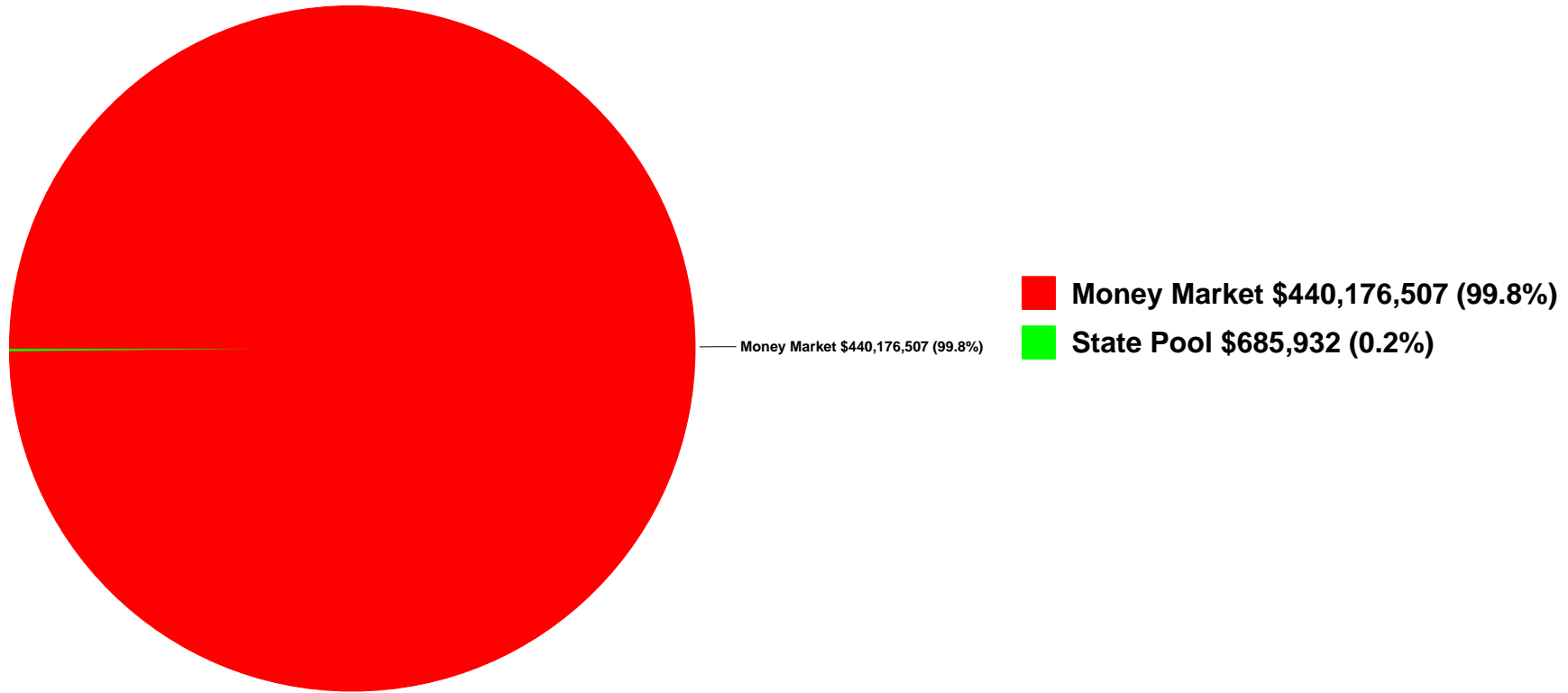
11

CUSIP	Invest Number	Security Description	Invest Class	Purchase Date	Call Date	Purchase Institut	SafeKeep Institut	Issuing Institut	Yield Matur	Yield Call	Original Unit Cost	Original Par Val/Shares	Original Princ/Cost	Orig Prem Discount	Ending Unit Price	Ending Par Val/Shares	Ending Amor Val/Cost	Unamor Prem/Dscnt
Money Market																		
Prosperity-Money Market Accts.	AR-0009	Money Market		11/30/03	Open	100	100	100	0.6800	0.6800	1.000000	12,505,577.66	12,505,577.66	0.00	1.000000	440,176,506.79	440,176,506.79	0.00
Money Market Total									<u>0.6800</u>	<u>0.6800</u>	<u>1.000000</u>	<u>12,505,577.66</u>	<u>12,505,577.66</u>	<u>0.00</u>	<u>1.000000</u>	<u>440,176,506.79</u>	<u>440,176,506.79</u>	<u>0.00</u>
State Pool																		
MB02-MBIA General	AR-0015	State Pool		11/01/08	Open	2000	2000	2000	0.4900	0.4900	1.000000	17,374,917.83	17,374,917.83	0.00	1.000000	283,140.57	283,140.57	0.00
MB03-MBIA Road & Bridge	AR-0016	State Pool		11/01/08	Open	2000	2000	2000	0.4900	0.4900	1.000000	2,856,438.24	2,856,438.24	0.00	1.000000	60,672.39	60,672.39	0.00
MB04-MBIA Drainage	AR-0017	State Pool		11/01/08	Open	2000	2000	2000	0.4900	0.4900	1.000000	1,267,218.21	1,267,218.21	0.00	1.000000	43,481.11	43,481.11	0.00
MB06-MBIA Toll Rd. Operations	AR-0019	State Pool		11/01/08	Open	2000	2000	2000	0.4900	0.4900	1.000000	3,143,377.27	3,143,377.27	0.00	1.000000	291,230.07	291,230.07	0.00
TT00-TX TERM General	AR-0022	State Pool		11/01/08	Open	2005	2005	2005	0.3900	0.3900	1.000000	10,006,437.87	10,006,437.87	0.00	1.000000	1,010.46	1,010.46	0.00
TT02-TX TERM Toll Rd. Operation	AR-0024	State Pool		11/01/08	Open	2005	2005	2005	0.3900	0.3900	0.000000	0.00	0.00	0.00	1.000000	1,009.32	1,009.32	0.00
TT04-TX TERM Road & Bridge	AR-0026	State Pool		11/01/08	Open	2005	2005	2005	0.3900	0.3900	1.000000	10,463.28	10,463.28	0.00	1.000000	1,007.48	1,007.48	0.00
TT05-TX TERM Drainage	AR-0027	State Pool		11/01/08	Open	2005	2005	2005	0.3900	0.3900	1.000000	109,774.61	109,774.61	0.00	1.000000	334.24	334.24	0.00
LOG1-Logic- General	AR-0028	State Pool		11/10/08	Open	200	200	200	0.4823	0.4823	1.000000	10,000,000.00	10,000,000.00	0.00	1.000000	1,010.07	1,010.07	0.00
LOG2-Logic-Toll Rd.Operations	AR-0029	State Pool		11/10/08	Open	200	200	200	0.4823	0.4823	1.000000	2,000,000.00	2,000,000.00	0.00	1.000000	1,016.19	1,016.19	0.00
LOG5-Logic-Drainage	AR-0032	State Pool		11/10/08	Open	200	200	200	0.4823	0.4823	1.000000	500,000.00	500,000.00	0.00	1.000000	1,009.85	1,009.85	0.00
LOG8-Logic-Road & Bridge	AR-0035	State Pool		11/10/08	Open	200	200	200	0.4823	0.4823	1.000000	1,000,000.00	1,000,000.00	0.00	1.000000	1,010.27	1,010.27	0.00
State Pool Total									<u>0.4895</u>	<u>0.4895</u>	<u>1.000000</u>	<u>48,268,627.31</u>	<u>48,268,627.31</u>	<u>0.00</u>	<u>1.000000</u>	<u>685,932.02</u>	<u>685,932.02</u>	<u>0.00</u>
Investment Total									<u>0.6797</u>	<u>0.6797</u>	<u>1.000000</u>	<u>60,774,204.97</u>	<u>60,774,204.97</u>	<u>0.00</u>	<u>1.000000</u>	<u>440,862,438.81</u>	<u>440,862,438.81</u>	<u>0.00</u>

Open Investments
Ft. Bend County
Effective Interest - Actual Life
Receipts in Period
02/29/16

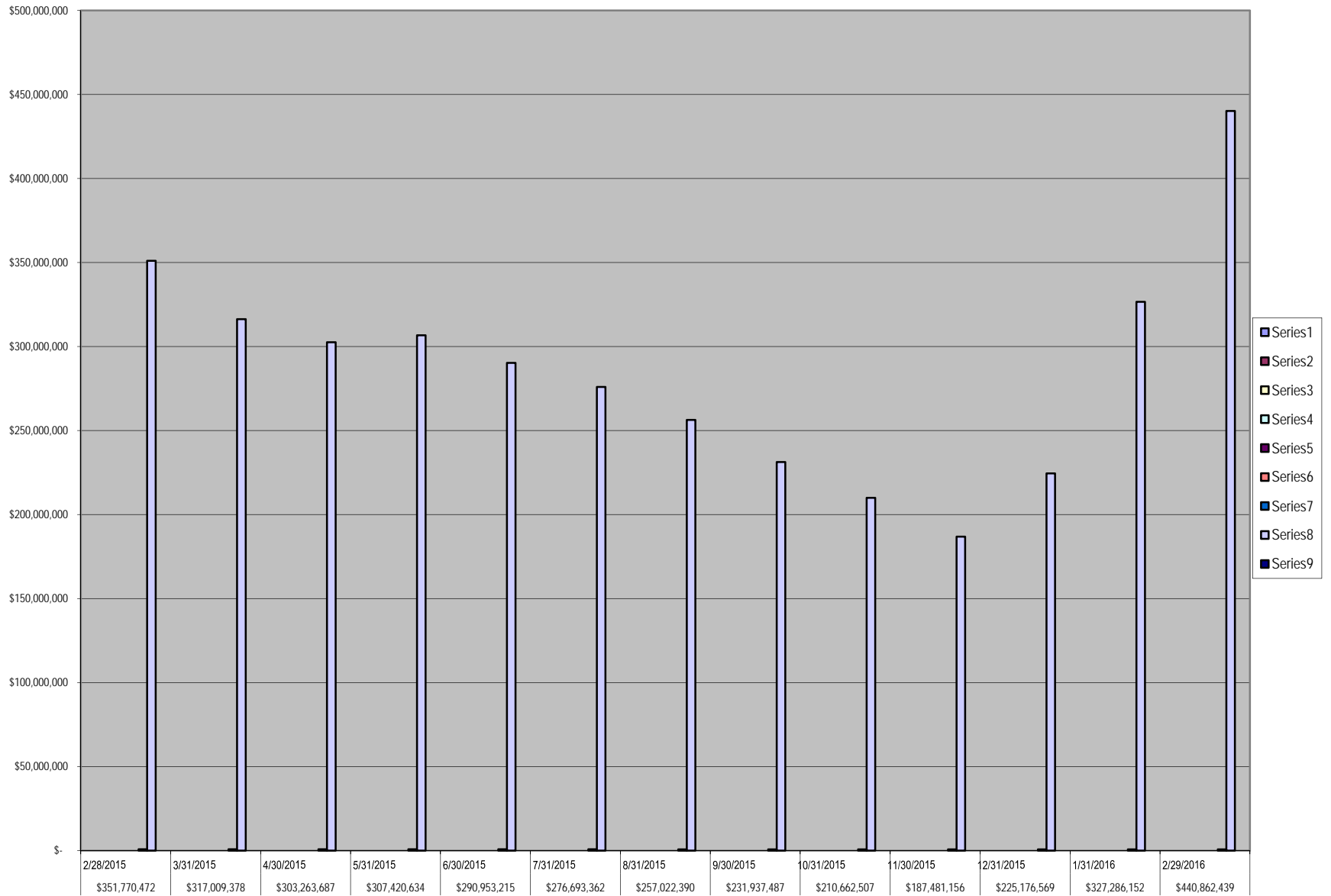
By Security

Open Investments \$440,862,439



FBC INVESTMENT TRAILING 12 MONTHS

Open Investments		FARMERS MAC DN	FMC	FHLB	FHLMC	FNMA	FNMA DISCOUNT NOTE	State Pool	Prosperity Money Market	Prosperity - Invst. Acct.
\$ 351,770,472	2/28/2015	\$ -	\$ -	\$ -	\$ -	\$ -	\$ -	\$ 731,809	\$ 351,035,663	\$ -
\$ 317,009,378	3/31/2015	\$ -	\$ -	\$ -	\$ -	\$ -	\$ -	\$ 731,884	\$ 316,277,494	\$ -
\$ 303,263,687	4/30/2015	\$ -	\$ -	\$ -	\$ -	\$ -	\$ -	\$ 731,965	\$ 302,531,722	\$ -
\$ 307,420,634	5/31/2015	\$ -	\$ -	\$ -	\$ -	\$ -	\$ -	\$ 732,050	\$ 306,688,584	\$ -
\$ 290,953,215	6/30/2015	\$ -	\$ -	\$ -	\$ -	\$ -	\$ -	\$ 732,137	\$ 290,221,078	\$ -
\$ 276,693,362	7/31/2015	\$ -	\$ -	\$ -	\$ -	\$ -	\$ -	\$ 732,233	\$ 275,961,128	\$ -
\$ 257,022,390	8/31/2015	\$ -	\$ -	\$ -	\$ -	\$ -	\$ -	\$ 684,887	\$ 256,337,503	\$ -
\$ 231,937,487	9/30/2015	\$ -	\$ -	\$ -	\$ -	\$ -	\$ -	\$ 684,996	\$ 231,252,491	\$ -
\$ 210,662,507	10/31/2015	\$ -	\$ -	\$ -	\$ -	\$ -	\$ -	\$ 685,119	\$ 209,977,388	\$ -
\$ 187,481,156	11/30/2015	\$ -	\$ -	\$ -	\$ -	\$ -	\$ -	\$ 685,254	\$ 186,795,902	\$ -
\$ 225,176,569	12/31/2015	\$ -	\$ -	\$ -	\$ -	\$ -	\$ -	\$ 685,425	\$ 224,491,145	\$ -
\$ 327,286,152	1/31/2016	\$ -	\$ -	\$ -	\$ -	\$ -	\$ -	\$ 685,668	\$ 326,600,484	\$ -
\$ 440,862,439	2/29/2016	\$ -	\$ -	\$ -	\$ -	\$ -	\$ -	\$ 685,932	\$ 440,176,507	\$ -



Wendt, Sandra

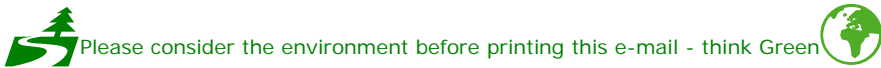
From: Laura Turner (111) <Laura.Turner@prosperitybankusa.com>
Sent: Tuesday, February 02, 2016 1:46 PM
To: Brogdon, Jennifer; Elster, Melissa; Schultz, Patsy; Matheaus, Robin; Wendt, Sandra
Subject: February Interest Rates

In accordance to the Depository bid, the variable interest rate for the month of February will reflect the change in the 91 day T-bill rate. The 91 day T-bill investment rate is 0.310%. Rate paid will be 0.75% on the General Operating Account and 0.600% (0.310% + .29) on all other accounts.

Thank you,
Laura

Laura Turner 

Assistant Vice President
Lending Assistant
Prosperity Bank
Sugar Land Banking Center
14060 Southwest Freeway
Sugar Land, TX 77478
Phone: 281-269-7200
Direct: 281-269-7254
Fax: 281-269-7108
Email: laura.turner@prosperitybankusa.com
NYSE: PB



This transmission may contain information that is privileged, confidential and or exempt from disclosure under applicable law. If you are not the intended recipient, you are hereby notified that any disclosure, copying, distribution or use of the information contained herein (including any reliance thereon) is **STRICTLY PROHIBITED**. If you received this transmission in error, please immediately contact the sender and destroy the material in its entirety, whether in electronic or hard copy format. Thank you.



Daily Rates

February 2016

TXCLASS

Average Monthly Yield: 0.49%

Date	Dividend Rate	Annual Yield
01-Feb-16	0.000012708	0.47%
02-Feb-16	0.000012434	0.46%
03-Feb-16	0.000012708	0.47%
04-Feb-16	0.000012793	0.47%
05-Feb-16	0.000012708	0.47%
06-Feb-16	0.000012708	0.47%
07-Feb-16	0.000012708	0.47%
08-Feb-16	0.000013304	0.49%
09-Feb-16	0.000013254	0.49%
10-Feb-16	0.000013254	0.49%
11-Feb-16	0.000013075	0.48%
12-Feb-16	0.000013100	0.48%
13-Feb-16	0.000013100	0.48%
14-Feb-16	0.000013100	0.48%
15-Feb-16	0.000013100	0.48%
16-Feb-16	0.000013365	0.49%
17-Feb-16	0.000013187	0.48%
18-Feb-16	0.000013377	0.49%
19-Feb-16	0.000013303	0.49%
20-Feb-16	0.000013303	0.49%
21-Feb-16	0.000013303	0.49%
22-Feb-16	0.000013382	0.49%
23-Feb-16	0.000013628	0.50%
24-Feb-16	0.000013694	0.50%
25-Feb-16	0.000013803	0.51%
26-Feb-16	0.000014089	0.52%
27-Feb-16	0.000014089	0.52%
28-Feb-16	0.000014089	0.52%
29-Feb-16	0.000014097	0.52%

Current Rates:

As of February 29, 2016

Current Yield¹	<u>0.40%</u>
One-Day Yield¹	<u>0.40%</u>
Allocation Factor¹	<u>0.000010991</u>

Historical Rates:

Monthly Distribution Yields²

	2007	2008	2009	2010	2011	2012	2013	2014	2015	2016
January	5.25%	4.27%	1.14%	0.17%	0.14%	0.08%	0.12%	0.04%	0.07%	0.35%
February	5.28%	3.57%	0.83%	0.17%	0.17%	0.10%	0.10%	0.04%	0.08%	0.39%
March	5.29%	2.98%	0.74%	0.18%	0.14%	0.10%	0.10%	0.04%	0.09%	
April	5.26%	2.51%	0.63%	0.19%	0.10%	0.10%	0.08%	0.04%	0.09%	
May	5.23%	2.36%	0.55%	0.19%	0.09%	0.12%	0.08%	0.04%	0.09%	
June	5.26%	2.26%	0.50%	0.21%	0.09%	0.13%	0.05%	0.04%	0.09%	
July	5.25%	2.29%	0.42%	0.23%	0.06%	0.13%	0.05%	0.05%	0.10%	
August	5.25%	2.39%	0.41%	0.24%	0.08%	0.13%	0.05%	0.06%	0.11%	
September	5.15%	2.38%	0.37%	0.21%	0.07%	0.13%	0.05%	0.06%	0.13%	
October	4.99%	2.65%	0.27%	0.19%	0.07%	0.13%	0.04%	0.06%	0.15%	
November	4.80%	2.13%	0.26%	0.17%	0.08%	0.13%	0.04%	0.06%	0.15%	
December	4.53%	1.79%	0.23%	0.15%	0.11%	0.13%	0.04%	0.07%	0.23%	

**Call Toll-Free
1-866-TEX-TERM**

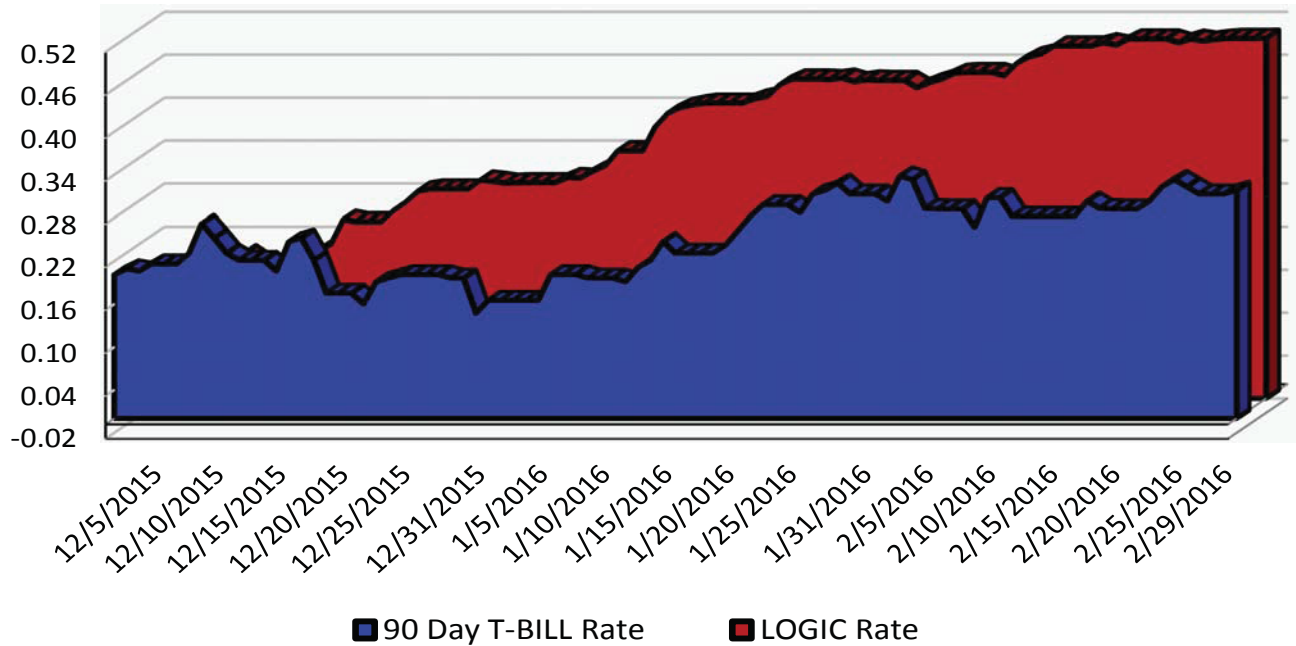
Past performance is not indicative of future results and yields may vary.

(1) The current yield, which is also known as the current annualized yield or current seven-day yield, represents the net change, exclusive of capital changes and income other than investment income, in the value of a hypothetical account with a balance of one share (normally \$1.00 per share) over a seven-day base period expressed as a percentage of the value of one share at the beginning of the seven-day period. This resulting net change in account value is then annualized by multiplying it by 365 and dividing the result by 7. The yields shown may reflect fee waivers by service providers that subsidize and reduce the total operating expenses of the TexasDAILY portfolio. Portfolio yields would be lower if there were no such waivers. The allocation factor represents the daily net income dividend declared by the TexasDAILY portfolio divided by the portfolio's daily net assets. The one-day yield represents the allocation factor of the TexasDAILY portfolio divided by the daily net asset value per share (normally \$1.00) multiplied by 365. Unlike the current yield—which excludes capital changes and income other than investment income—the allocation factor and one-day yield are inclusive of capital changes and any income other than investment income.

(2) The monthly distribution yield represents the sum of a month's one-day allocation factors divided by the number of days in that month, and multiplied by 365. The yields shown may reflect fee waivers by service providers that subsidize and reduce the total operating expenses of the TexasDAILY portfolio. Portfolio yields would be lower if there were no such waivers.

*This information is for institutional investor use only, not for further distribution to retail investors, and does not represent an offer to sell or a solicitation of an offer to buy or sell any fund or other security. Investors should consider the Pool's investment objectives, risks, charges and expenses before investing. This and other information about the Pool is available in the Pool's Information Statement, which should be read carefully before investing. A copy of the Pool's Information Statement may be obtained by calling 1-866-839-8376 or is available on the Pool's website at www.texasterm.net. While TexasDAILY seeks to maintain a stable net asset value of \$1.00 per share and TexasTERM seeks to achieve a net asset value of \$1.00 per share at its stated maturity, it is possible to lose money investing in the Pool. An investment in the Pool is not insured or guaranteed by the Federal Deposit Insurance Corporation or any other government agency. Shares of the Pool are distributed by **PFM Fund Distributors, Inc.**, member Financial Industry Regulatory Authority (FINRA) (www.finra.org) and Securities Investor Protection Corporation (SIPC) (www.sipc.org). PFM Fund Distributors, Inc. is a wholly owned subsidiary of PFM Asset Management LLC.*

LOGIC versus 90-Day Treasury Bill



This material is for information purposes only. This information does not represent an offer to buy or sell a security. The above rate information is obtained from sources that are believed to be reliable; however, its accuracy or completeness may be subject to change. The LOGIC management fee may be waived in full or in part at the discretion of the LOGIC co-administrators and the LOGIC rate for the period shown reflects waiver of fees. This table represents historical investment performance/return to the customer, net of fees, and is not an indication of future performance. An investment in the security is not insured or guaranteed by the Federal Deposit Insurance Corporation or any other government agency. Although the issuer seeks to preserve the value of an investment at \$1.00 per share, it is possible to lose money by investing in the security. Information about these and other program details are in the fund's Information Statement which should be read carefully before investing. The yield on the 90-Day Treasury Bill ("T-Bill Yield") is shown for comparative purposes only. When comparing the investment returns of the LOGIC pool to the T-Bill Yield, you should know that the LOGIC pool consist of allocations of specific diversified securities as detailed in the respective Information Statements. The T-Bill Yield is taken from Bloomberg Finance L.P. and represents the daily closing yield on the then current 90-day T-Bill.

Daily Summary for February 2016

Date	Mny Mkt Fund Equiv. [SEC Std.]	Daily Allocation Factor	LOGIC Invested Balance	Market Value Per Share	WAM Days (1)*	WAM Days (2)*
2/1/2016	0.4335%	0.000011878	\$4,748,083,323.98	1.000063	41	61
2/2/2016	0.4404%	0.000012065	\$4,835,193,274.08	1.000067	42	61
2/3/2016	0.4458%	0.000012214	\$4,880,479,825.84	1.000068	43	62
2/4/2016	0.4537%	0.000012431	\$5,017,536,419.61	1.000069	44	63
2/5/2016	0.4548%	0.000012461	\$5,039,340,499.93	1.000050	42	60
2/6/2016	0.4548%	0.000012461	\$5,039,340,499.93	1.000050	42	60
2/7/2016	0.4548%	0.000012461	\$5,039,340,499.93	1.000050	42	60
2/8/2016	0.4504%	0.000012341	\$5,108,731,877.34	1.000071	43	63
2/9/2016	0.4678%	0.000012816	\$5,165,657,007.52	1.000070	46	65
2/10/2016	0.4768%	0.000013064	\$5,151,971,078.05	1.000062	45	67
2/11/2016	0.4808%	0.000013173	\$5,114,467,963.69	1.000063	46	67
2/12/2016	0.4919%	0.000013478	\$4,837,745,187.46	1.000037	46	68
2/13/2016	0.4919%	0.000013478	\$4,837,745,187.46	1.000037	46	68
2/14/2016	0.4919%	0.000013478	\$4,837,745,187.46	1.000037	46	68
2/15/2016	0.4919%	0.000013478	\$4,837,745,187.46	1.000037	46	68
2/16/2016	0.4965%	0.000013602	\$4,752,729,147.45	1.000080	47	70
2/17/2016	0.4931%	0.000013509	\$4,833,492,266.11	1.000076	45	67
2/18/2016	0.5017%	0.000013745	\$4,808,952,783.88	1.000074	45	67
2/19/2016	0.5016%	0.000013743	\$4,831,818,539.24	1.000053	46	65
2/20/2016	0.5016%	0.000013743	\$4,831,818,539.24	1.000053	46	65
2/21/2016	0.5016%	0.000013743	\$4,831,818,539.24	1.000053	46	65
2/22/2016	0.4965%	0.000013603	\$4,859,604,534.08	1.000082	42	64
2/23/2016	0.5014%	0.000013736	\$4,894,949,352.54	1.000084	43	65
2/24/2016	0.4987%	0.000013663	\$4,934,807,583.68	1.000084	42	63
2/25/2016	0.5010%	0.000013727	\$4,986,052,230.93	1.000096	43	64
2/26/2016	0.5025%	0.000013768	\$4,957,080,453.40	1.000070	41	62
2/27/2016	0.5025%	0.000013768	\$4,957,080,453.40	1.000070	41	62
2/28/2016	0.5025%	0.000013768	\$4,957,080,453.40	1.000070	41	62
2/29/2016	0.5029%	0.000013778	\$4,916,962,940.50	1.000101	41	62
Average	0.4823%	0.000013213	\$4,925,702,442.65		43	64

Prosperity Bank
Money Market Accounts
February 29, 2016

FUND	DESCRIPTION	BEGINNING BALANCE	DEPOSITS	WITH- DRAWALS	INTEREST	ENDING BALANCE
100	General Operating	126,017,613.73	72,221,879.70	45,181,687.86	92,110.63	153,149,916.20
150	Juvenile Operations	11,817,227.26	31,569.85	1,076,848.17	5,362.50	10,777,311.44
155	Road & Bridge	16,210,622.55	5,653,874.91	1,552,571.22	9,193.59	20,321,119.83
160	Drainage District	12,987,593.78	3,115,633.60	757,583.98	7,062.96	15,352,706.36
165	Lateral Road	738,877.48	-	-	351.27	739,228.75
170	Statue Restoration	4,295.89	-	-	2.04	4,297.93
175	City Water Assistance	24,144.59	274.00	289.44	11.40	24,140.55
185	Entex Contributions	2,402.28	-	390.46	1.03	2,012.85
190	H L & P Assistance	14,534.40	-	4,456.50	5.20	10,083.10
195	County Law Library	1,193,625.10	24,479.80	55,259.13	556.30	1,163,402.07
200	Law Enforcement Academy	599,080.63	-	24,120.03	279.17	575,239.77
360	Law Enforcement Training	106,805.97	-	949.96	50.59	105,906.60
215	Library Donations	116,503.94	2,014.99	1,202.45	55.82	117,372.30
225	FBC Asset Forfeiture-Task-State	649,956.78	1,266.58	5,504.86	307.37	646,025.87
235	Probate Court Training	86,858.93	480.00	-	41.40	87,380.33
245	Alert Program-Juvenile	50,649.97	55.00	-	24.10	50,729.07
255	D A Asset Forfeiture-Fed.	144.89	-	-	0.07	144.96
265	Gus George Memorial	1,958.66	-	-	0.93	1,959.59
275	D A Special Fund Run	17,839.54	-	-	8.48	17,848.02
280	Co.Atty.Supplemental Salary	201,322.15	-	4,135.57	94.61	197,281.19
290	VIT Interest (Tax Coll)	356.13	1,210.00	600.00	0.26	966.39
300	FBC Elections	953,592.95	20.89	37,793.07	447.13	916,267.90
305	FBC Asset Forfeiture-Task-Fed.	19,078.04	-	840.00	8.79	18,246.83
310	Sheriff Ofc/Forfeiture-Assets-St.	424,177.01	4,109.45	11,804.97	200.62	416,682.11
315	Sheriff Ofc/Forfeiture-Assets-Fed.	525,307.14	-	22,063.28	245.46	503,489.32
320	Constable Pct. 2 F/A	2,329.85	-	-	1.11	2,330.96
335	DA Asset Forfeiture-State	220,683.88	-	3,747.51	104.02	217,040.39
810	Toll Road Operations	53,265,446.06	117,006.52	6,353,511.61	23,532.97	47,052,473.94
390	Child Protective Service IV-E	78,159.29	-	15,107.09	32.98	63,085.18
402	Hope 3 Program Sales	5,457.24	-	-	2.59	5,459.83
410	Child Support IVD Reimb.	231,970.15	-	16.76	110.28	232,063.67
415	Local Law Enf.Block Grant	78,518.88	-	37,911.21	27.99	40,635.66

Prosperity Bank
Money Market Accounts
February 29, 2016

440	Supervision	2,067,314.38	235,854.27	527,010.12	891.65	1,777,050.18
205	Surface Water Supply Corp.	7,764.09	-	-	3.69	7,767.78
TREA	Treasurer's Account	167.27	6,301,463.88	1,474,599.95	406.88	4,827,438.08
INVE	FBC Investment Account	-	-	-	-	-
850M	Boon-Chapman Medical	988,283.74	3,502,491.13	2,196,707.15	577.00	2,294,644.72
850D	Boon-Chapman Dental	215,931.81	1,000,000.00	154,803.03	483.86	1,061,612.64
882	Boon-Chapman 125	141,637.24	40,934.34	78,699.63	58.98	103,930.93
884	Fee Officer's Account	1,828,628.62	1,945,966.03	1,295,968.27	-	2,478,626.38
912	JP Credit Card Processing	104,006.36	281,092.29	212,708.26	45.50	172,435.89
908	EMS Credit Card Processing	9,275.34	20,412.07	9,275.34	5.87	20,417.94
600/605	Debt Service Account	25,500,079.15	9,243,937.92	-	15,399.48	34,759,416.55
GAS	FBC Fuel Account (Susser)	1.17	263,397.51	263,398.68	11.00	11.00
734	2009 Justice Center Const.Bnds	984.70	-	74.10	0.44	911.04
332	Fire Marshal St. Ass't. Forfeiture	654.76	-	-	0.31	655.07
JPEF	JP #4 E-Filing	494.16	1,653.75	1,303.66	0.22	844.47
DACC	D A Credit Card Processing	3,650.90	10,543.64	12,369.20	1.41	1,826.75
PTCC	Public Transportation Credit Cards	495.87	831.96	1,290.61	0.17	37.39
CSCC	CSCD Credit Card	62,514.93	112,508.48	83,572.61	28.74	91,479.54
LBCC	Library Credit Card	4,396.38	13,128.11	15,778.22	1.47	1,747.74
JUCC	Juvenile Credit Card	2,843.25	4,797.29	4,682.55	1.30	2,959.29
815	Grand Pkwy Toll Road Ops	15,476,539.28	127,571.96	779,106.11	7,106.14	14,832,111.27
145	Emergency Svc Dist 100	4,173,839.16	301,319.40	-	2,092.95	4,477,251.51
130	Assistant Dist Number 1	10,442,179.08	477,126.78	1,750.00	5,104.49	10,922,660.35
131	Assistant Dist Number 2	1,882,790.01	127,265.94	1,333.00	932.06	2,009,655.01
133	Assistant Dist Number 4	394,675.12	19,008.33	850.00	192.86	413,026.31
134	Assistant Dist Number 5	82,190.93	4,296.47	850.00	39.97	85,677.37
800S	Sr. Lien Toll Rd Rev Bonds 2012	1,408,185.60	1,976.91	1,976.91	669.01	1,408,854.61
805	Grand Pkwy Toll RD Rev Bond	5,993,546.17	-	338,014.38	2,737.89	5,658,269.68
206	Industrial Development Corp	226,321.42	-	-	107.60	226,429.02
135	Assistant Dist Number 6	1,447,950.67	155,192.72	2,600.00	733.01	1,601,276.40
CCCS	Non Fee Officer CC Clearing Acct	58,437.25	29,613.91	19.63	35.53	88,067.06
801	Sr. Lien Toll Rd Rev Bonds 2014	20,035,119.96	-	2,033,264.55	9,274.72	18,011,130.13
802	Sr. Lien Toll Rd Rev Bonds 2016	-	74,344,606.25	418,720.65	25,524.03	73,951,409.63

Prosperity Bank
Money Market Accounts
February 29, 2016

740	Mobility Projects Bond 2015	7,372,441.66	-	1,326,410.43	3,201.83	6,049,233.06
JPMT	Juror Payments	20,008.24	12,739.00	7,962.24	8.04	24,793.04
	Engineering Permitting E-Check	-	-	-	-	-
208	East FBC Development	-	-	-	-	-
	Total	326,600,483.81	179,753,605.63	66,393,494.41	215,911.76	440,176,506.79

Investment Report

Ft. Bend County

03/01/16 - 03/31/16

1

This report summarizes the investment position of Ft. Bend County for the period 03/01/16 to 03/31/16.

	02/29/16	03/31/16
Book Value	440,862,438.81	377,990,775.48
Market Value	440,862,438.81	377,990,775.48
Par Value	440,862,438.81	377,990,775.48
Change in Market Value		0.00
Weighted Average Maturity (in Days)	1	1
Weighted Average Yield-to-Maturity of Portfolio	0.6797%	0.6897%
Yield-to-Maturity of	0.0000%	0.0000%
Accrued Interest		0.00

This report is presented in accordance with the Texas Government Code Title 10 Section 2256.023. The below signed hereby certify that, to the best of their knowledge on the date this report was created, Ft. Bend County is in compliance with the provisions of Government Code 2256 and with the stated policies and strategies of Ft. Bend County.



Director of Finance & Investments

5-5-2016

Date



County Treasurer

5/6/2016


Date

Investment Report

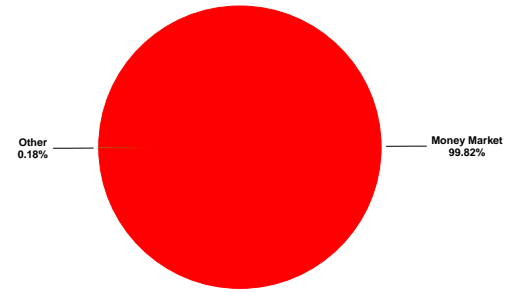
Ft. Bend County

03/01/16 - 03/31/16


Portfolio Composition - 02/29/16



Portfolio Composition - 03/31/16




Maturity Aging - 02/29/16 vs 03/31/16



■ Previous Period ■ Current Period

Portfolio Performance - 03/01/16 to 03/31/16



— Portfolio — Series2

GASB 31 Compliance
Ft. Bend County
Effective Interest - Actual Life
Receipts in Period
03/01/16 - 03/31/16

CUSIP	Invest Number	Security Description	Purchase Date	Sale Date	Valuation Method	Yield Earned	Price Source 03/01/16	Beginning Unit Price	Par Value On 03/01/16	Reported Value 03/01/16	Purchase Cost	Sales Proceeds	Ending Unit Price	Par Value On 03/31/16	Price Source 03/31/16	Reported Value 03/31/16	Change in Fair Value	Interest	Net Investment Income
Prosperity-Money Market Accts.	AR-0009	Money Market	11/30/03	Open	Fair Value	0.5814	Manual	1.000000	440,176,506.79	440,176,506.79	0.00	62,871,977.41	1.000000	377,304,529.38	Manual	377,304,529.38	0.00	215,749.39	215,749.39
MB02-MBIA General	AR-0015	State Pool	11/01/08	Open	Fair Value	0.5420	Manual	1.000000	283,140.57	283,140.57	0.00	-129.99	1.000000	283,270.56	Manual	283,270.56	0.00	129.99	129.99
MB03-MBIA Road & Bridge	AR-0016	State Pool	11/01/08	Open	Fair Value	0.5419	Manual	1.000000	60,672.39	60,672.39	0.00	-27.85	1.000000	60,700.24	Manual	60,700.24	0.00	27.85	27.85
MB04-MBIA Drainage	AR-0017	State Pool	11/01/08	Open	Fair Value	0.5420	Manual	1.000000	43,481.11	43,481.11	0.00	-19.96	1.000000	43,501.07	Manual	43,501.07	0.00	19.96	19.96
MB06-MBIA Toll Rd. Operations	AR-0019	State Pool	11/01/08	Open	Fair Value	0.5419	Manual	1.000000	291,230.07	291,230.07	0.00	-133.67	1.000000	291,363.74	Manual	291,363.74	0.00	133.67	133.67
TT00-TX TERM General	AR-0022	State Pool	11/01/08	Open	Fair Value	0.4089	Manual	1.000000	1,010.46	1,010.46	0.00	-0.35	1.000000	1,010.81	Manual	1,010.81	0.00	0.35	0.35
TT02-TX TERM Toll Rd. Operation	AR-0024	State Pool	11/01/08	Open	Fair Value	0.4094	Manual	1.000000	1,009.32	1,009.32	0.00	-0.35	1.000000	1,009.67	Manual	1,009.67	0.00	0.35	0.35
TT04-TX TERM Road & Bridge	AR-0026	State Pool	11/01/08	Open	Fair Value	0.4102	Manual	1.000000	1,007.48	1,007.48	0.00	-0.35	1.000000	1,007.83	Manual	1,007.83	0.00	0.35	0.35
TT05-TX TERM Drainage	AR-0027	State Pool	11/01/08	Open	Fair Value	0.4239	Manual	1.000000	334.24	334.24	0.00	-0.12	1.000000	334.36	Manual	334.36	0.00	0.12	0.12
LOG1-Logic- General	AR-0028	State Pool	11/10/08	Open	Fair Value	0.4208	Manual	1.000000	1,010.07	1,010.07	0.00	-0.36	1.000000	1,010.43	Manual	1,010.43	0.00	0.36	0.36
LOG2-Logic-Toll Rd.Operations	AR-0029	State Pool	11/10/08	Open	Fair Value	0.4183	Manual	1.000000	1,016.19	1,016.19	0.00	-0.36	1.000000	1,016.55	Manual	1,016.55	0.00	0.36	0.36
LOG5-Logic-Drainage	AR-0032	State Pool	11/10/08	Open	Fair Value	0.4209	Manual	1.000000	1,009.85	1,009.85	0.00	-0.36	1.000000	1,010.21	Manual	1,010.21	0.00	0.36	0.36
LOG8-Logic-Road & Bridge	AR-0035	State Pool	11/10/08	Open	Fair Value	0.4207	Manual	1.000000	1,010.27	1,010.27	0.00	-0.36	1.000000	1,010.63	Manual	1,010.63	0.00	0.36	0.36
Investment Total						<u>0.5813</u>		<u>1.000000</u>	<u>440,862,438.81</u>	<u>440,862,438.81</u>	<u>0.00</u>	<u>62,871,663.33</u>	<u>1.000000</u>	<u>377,990,775.48</u>		<u>377,990,775.48</u>	<u>0.00</u>	<u>216,063.47</u>	<u>216,063.47</u>

Portfolio Position
Ft. Bend County
Effective Interest - Actual Life
Receipts in Period
03/01/16 - 03/31/16

4

CUSIP	Invest Number	Security Description	Purchase Date	Call Date	Par Value On 03/01/16	Par Value On 03/31/16	Market Val On 03/01/16	Market Val On 03/31/16	Purchase Cost	Sales Proceeds	Original Princ/Cost	Amor Value On 03/01/16	Amor Value On 03/31/16
810 - FBC Toll Road Operations													
State Pool													
TT02-TX TERM Toll Rd. Operation	AR-0024	State Pool	11/01/08	Open	0.00	0.00	0.00	0.00	0.00	0.00	0.00	0.00	0.00
State Pool Total					0.00	0.00	0.00	0.00	0.00	0.00	0.00	0.00	0.00
810 - FBC Toll Road Operations Total					0.00	0.00	0.00	0.00	0.00	0.00	0.00	0.00	0.00
LOG5 - LOGIC DRAINAGE													
State Pool													
LOG5-Logic-Drainage	AR-0032	State Pool	11/10/08	Open	1,009.85	1,010.21	1,009.85	1,010.21	0.00	0.00	500,000.00	1,009.85	1,010.21
State Pool Total					1,009.85	1,010.21	1,009.85	1,010.21	0.00	0.00	500,000.00	1,009.85	1,010.21
LOG5 - LOGIC DRAINAGE Total					1,009.85	1,010.21	1,009.85	1,010.21	0.00	0.00	500,000.00	1,009.85	1,010.21
LOG1 - LOGIC GENERAL													
State Pool													
LOG1-Logic- General	AR-0028	State Pool	11/10/08	Open	1,010.07	1,010.43	1,010.07	1,010.43	0.00	0.00	10,000,000.00	1,010.07	1,010.43
State Pool Total					1,010.07	1,010.43	1,010.07	1,010.43	0.00	0.00	10,000,000.00	1,010.07	1,010.43
LOG1 - LOGIC GENERAL Total					1,010.07	1,010.43	1,010.07	1,010.43	0.00	0.00	10,000,000.00	1,010.07	1,010.43
LOG8 - LOGIC ROAD & BRIDGE													
State Pool													
LOG8-Logic-Road & Bridge	AR-0035	State Pool	11/10/08	Open	1,010.27	1,010.63	1,010.27	1,010.63	0.00	0.00	1,000,000.00	1,010.27	1,010.63
State Pool Total					1,010.27	1,010.63	1,010.27	1,010.63	0.00	0.00	1,000,000.00	1,010.27	1,010.63
LOG8 - LOGIC ROAD & BRIDGE Total					1,010.27	1,010.63	1,010.27	1,010.63	0.00	0.00	1,000,000.00	1,010.27	1,010.63
LOG2 - LOGIC TOLL OPERATIONS													
State Pool													
LOG2-Logic-Toll Rd.Operations	AR-0029	State Pool	11/10/08	Open	1,016.19	1,016.55	1,016.19	1,016.55	0.00	0.00	2,000,000.00	1,016.19	1,016.55
State Pool Total					1,016.19	1,016.55	1,016.19	1,016.55	0.00	0.00	2,000,000.00	1,016.19	1,016.55
LOG2 - LOGIC TOLL OPERATIONS Total					1,016.19	1,016.55	1,016.19	1,016.55	0.00	0.00	2,000,000.00	1,016.19	1,016.55
MB04 - MBIA DRAINAGE													
State Pool													
MB04-MBIA Drainage	AR-0017	State Pool	11/01/08	Open	43,481.11	43,501.07	43,481.11	43,501.07	0.00	0.00	1,267,218.21	43,481.11	43,501.07
State Pool Total					43,481.11	43,501.07	43,481.11	43,501.07	0.00	0.00	1,267,218.21	43,481.11	43,501.07
MB04 - MBIA DRAINAGE Total					43,481.11	43,501.07	43,481.11	43,501.07	0.00	0.00	1,267,218.21	43,481.11	43,501.07
MB02 - MBIA GENERAL													
State Pool													
MB02-MBIA General	AR-0015	State Pool	11/01/08	Open	283,140.57	283,270.56	283,140.57	283,270.56	0.00	0.00	17,374,917.83	283,140.57	283,270.56
State Pool Total					283,140.57	283,270.56	283,140.57	283,270.56	0.00	0.00	17,374,917.83	283,140.57	283,270.56
MB02 - MBIA GENERAL Total					283,140.57	283,270.56	283,140.57	283,270.56	0.00	0.00	17,374,917.83	283,140.57	283,270.56
MB03 - MBIA ROAD & BRIDGE													
State Pool													
MB03-MBIA Road & Bridge	AR-0016	State Pool	11/01/08	Open	60,672.39	60,700.24	60,672.39	60,700.24	0.00	0.00	2,856,438.24	60,672.39	60,700.24
State Pool Total					60,672.39	60,700.24	60,672.39	60,700.24	0.00	0.00	2,856,438.24	60,672.39	60,700.24
MB03 - MBIA ROAD & BRIDGE Total					60,672.39	60,700.24	60,672.39	60,700.24	0.00	0.00	2,856,438.24	60,672.39	60,700.24
MB06 - MBIA TOLL RD OPERATIONS													
State Pool													
MB06-MBIA Toll Rd. Operations	AR-0019	State Pool	11/01/08	Open	291,230.07	291,363.74	291,230.07	291,363.74	0.00	0.00	3,143,377.27	291,230.07	291,363.74
State Pool Total					291,230.07	291,363.74	291,230.07	291,363.74	0.00	0.00	3,143,377.27	291,230.07	291,363.74
MB06 - MBIA TOLL RD OPERATIONS Total					291,230.07	291,363.74	291,230.07	291,363.74	0.00	0.00	3,143,377.27	291,230.07	291,363.74
PROS - Prosperity Money Mkt. Accts.													
Money Market													

Portfolio Position
Ft. Bend County
Effective Interest - Actual Life
Receipts in Period
03/01/16 - 03/31/16

5

CUSIP	Invest Number	Security Description	Purchase Date	Call Date	Par Value On 03/01/16	Par Value On 03/31/16	Market Val On 03/01/16	Market Val On 03/31/16	Purchase Cost	Sales Proceeds	Original Princ/Cost	Amor Value On 03/01/16	Amor Value On 03/31/16
Prosperity-Money Market Accts.	AR-0009	Money Market	11/30/03	Open	440,176,506.79	377,304,529.38	440,176,506.79	377,304,529.38	0.00	0.00	12,505,577.66	440,176,506.79	377,304,529.38
Money Market Total					<u>440,176,506.79</u>	<u>377,304,529.38</u>	<u>440,176,506.79</u>	<u>377,304,529.38</u>	<u>0.00</u>	<u>0.00</u>	<u>12,505,577.66</u>	<u>440,176,506.79</u>	<u>377,304,529.38</u>
PROS - Prosperity Money Mkt. Accts. Total					<u>440,176,506.79</u>	<u>377,304,529.38</u>	<u>440,176,506.79</u>	<u>377,304,529.38</u>	<u>0.00</u>	<u>0.00</u>	<u>12,505,577.66</u>	<u>440,176,506.79</u>	<u>377,304,529.38</u>
TT05 - TEXAS TERM DRAINAGE													
State Pool													
TT05-TX TERM Drainage	AR-0027	State Pool	11/01/08	Open	334.24	334.36	334.24	334.36	0.00	0.00	109,774.61	334.24	334.36
State Pool Total					<u>334.24</u>	<u>334.36</u>	<u>334.24</u>	<u>334.36</u>	<u>0.00</u>	<u>0.00</u>	<u>109,774.61</u>	<u>334.24</u>	<u>334.36</u>
TT05 - TEXAS TERM DRAINAGE Total					<u>334.24</u>	<u>334.36</u>	<u>334.24</u>	<u>334.36</u>	<u>0.00</u>	<u>0.00</u>	<u>109,774.61</u>	<u>334.24</u>	<u>334.36</u>
TT00 - TEXAS TERM GENERAL													
State Pool													
TT00-TX TERM General	AR-0022	State Pool	11/01/08	Open	1,010.46	1,010.81	1,010.46	1,010.81	0.00	0.00	10,006,437.87	1,010.46	1,010.81
State Pool Total					<u>1,010.46</u>	<u>1,010.81</u>	<u>1,010.46</u>	<u>1,010.81</u>	<u>0.00</u>	<u>0.00</u>	<u>10,006,437.87</u>	<u>1,010.46</u>	<u>1,010.81</u>
TT00 - TEXAS TERM GENERAL Total					<u>1,010.46</u>	<u>1,010.81</u>	<u>1,010.46</u>	<u>1,010.81</u>	<u>0.00</u>	<u>0.00</u>	<u>10,006,437.87</u>	<u>1,010.46</u>	<u>1,010.81</u>
TT04 - TEXAS TERM ROAD & BRIDGE													
State Pool													
TT04-TX TERM Road & Bridge	AR-0026	State Pool	11/01/08	Open	1,007.48	1,007.83	1,007.48	1,007.83	0.00	0.00	10,463.28	1,007.48	1,007.83
State Pool Total					<u>1,007.48</u>	<u>1,007.83</u>	<u>1,007.48</u>	<u>1,007.83</u>	<u>0.00</u>	<u>0.00</u>	<u>10,463.28</u>	<u>1,007.48</u>	<u>1,007.83</u>
TT04 - TEXAS TERM ROAD & BRIDGE Total					<u>1,007.48</u>	<u>1,007.83</u>	<u>1,007.48</u>	<u>1,007.83</u>	<u>0.00</u>	<u>0.00</u>	<u>10,463.28</u>	<u>1,007.48</u>	<u>1,007.83</u>
TT02 - TEXAS TERM TOLL OPERATIONS													
State Pool													
TT02-TX TERM Toll Rd. Operation	AR-0024	State Pool	11/01/08	Open	1,009.32	1,009.67	1,009.32	1,009.67	0.00	0.00	0.00	1,009.32	1,009.67
State Pool Total					<u>1,009.32</u>	<u>1,009.67</u>	<u>1,009.32</u>	<u>1,009.67</u>	<u>0.00</u>	<u>0.00</u>	<u>0.00</u>	<u>1,009.32</u>	<u>1,009.67</u>
TT02 - TEXAS TERM TOLL OPERATIONS Total					<u>1,009.32</u>	<u>1,009.67</u>	<u>1,009.32</u>	<u>1,009.67</u>	<u>0.00</u>	<u>0.00</u>	<u>0.00</u>	<u>1,009.32</u>	<u>1,009.67</u>
Combined Port													
Money Market													
Prosperity-Money Market Accts.	AR-0009	Money Market	11/30/03	Open	440,176,506.79	377,304,529.38	440,176,506.79	377,304,529.38	0.00	0.00	12,505,577.66	440,176,506.79	377,304,529.38
Money Market Total					<u>440,176,506.79</u>	<u>377,304,529.38</u>	<u>440,176,506.79</u>	<u>377,304,529.38</u>	<u>0.00</u>	<u>0.00</u>	<u>12,505,577.66</u>	<u>440,176,506.79</u>	<u>377,304,529.38</u>
State Pool													
LOG1-Logic- General	AR-0028	State Pool	11/10/08	Open	1,010.07	1,010.43	1,010.07	1,010.43	0.00	0.00	10,000,000.00	1,010.07	1,010.43
LOG2-Logic-Toll Rd.Operations	AR-0029	State Pool	11/10/08	Open	1,016.19	1,016.55	1,016.19	1,016.55	0.00	0.00	2,000,000.00	1,016.19	1,016.55
LOG5-Logic-Drainage	AR-0032	State Pool	11/10/08	Open	1,009.85	1,010.21	1,009.85	1,010.21	0.00	0.00	500,000.00	1,009.85	1,010.21
LOG8-Logic-Road & Bridge	AR-0035	State Pool	11/10/08	Open	1,010.27	1,010.63	1,010.27	1,010.63	0.00	0.00	1,000,000.00	1,010.27	1,010.63
MB02-MBIA General	AR-0015	State Pool	11/01/08	Open	283,140.57	283,270.56	283,140.57	283,270.56	0.00	0.00	17,374,917.83	283,140.57	283,270.56
MB03-MBIA Road & Bridge	AR-0016	State Pool	11/01/08	Open	60,672.39	60,700.24	60,672.39	60,700.24	0.00	0.00	2,856,438.24	60,672.39	60,700.24
MB04-MBIA Drainage	AR-0017	State Pool	11/01/08	Open	43,481.11	43,501.07	43,481.11	43,501.07	0.00	0.00	1,267,218.21	43,481.11	43,501.07
MB06-MBIA Toll Rd. Operations	AR-0019	State Pool	11/01/08	Open	291,230.07	291,363.74	291,230.07	291,363.74	0.00	0.00	3,143,377.27	291,230.07	291,363.74
TT00-TX TERM General	AR-0022	State Pool	11/01/08	Open	1,010.46	1,010.81	1,010.46	1,010.81	0.00	0.00	10,006,437.87	1,010.46	1,010.81
TT02-TX TERM Toll Rd. Operation	AR-0024	State Pool	11/01/08	Open	1,009.32	1,009.67	1,009.32	1,009.67	0.00	0.00	0.00	1,009.32	1,009.67
TT04-TX TERM Road & Bridge	AR-0026	State Pool	11/01/08	Open	1,007.48	1,007.83	1,007.48	1,007.83	0.00	0.00	10,463.28	1,007.48	1,007.83
TT05-TX TERM Drainage	AR-0027	State Pool	11/01/08	Open	334.24	334.36	334.24	334.36	0.00	0.00	109,774.61	334.24	334.36
State Pool Total					<u>685,932.02</u>	<u>686,246.10</u>	<u>685,932.02</u>	<u>686,246.10</u>	<u>0.00</u>	<u>0.00</u>	<u>48,268,627.31</u>	<u>685,932.02</u>	<u>686,246.10</u>
Combined Port Total					<u>440,862,438.81</u>	<u>377,990,775.48</u>	<u>440,862,438.81</u>	<u>377,990,775.48</u>	<u>0.00</u>	<u>0.00</u>	<u>60,774,204.97</u>	<u>440,862,438.81</u>	<u>377,990,775.48</u>

Earnings and Yields Summary

6

Ft. Bend County Effective Interest - Actual Life Receipts in Period 03/01/16 - 03/31/16

Security Description	03/01/16 03/07/16	03/08/16 03/14/16	03/15/16 03/21/16	03/22/16 03/28/16	03/29/16 03/31/16	03/01/16 03/31/16
Combined Port						
Money Market	48,923.92	48,923.92	48,923.91	48,923.91	20,053.73	215,749.39
State Pool	<u>70.68</u>	<u>70.69</u>	<u>70.69</u>	<u>70.69</u>	<u>31.33</u>	<u>314.08</u>
Port Total	<u>48,994.60</u>	<u>48,994.61</u>	<u>48,994.60</u>	<u>48,994.60</u>	<u>20,085.06</u>	<u>216,063.47</u>
Combined Port						
Money Market	0.5811	0.5811	0.5811	0.5811	0.5837	0.5814
State Pool	<u>0.5388</u>	<u>0.5388</u>	<u>0.5388</u>	<u>0.5388</u>	<u>0.5571</u>	<u>0.5406</u>
Port Total	<u>0.5811</u>	<u>0.5811</u>	<u>0.5811</u>	<u>0.5811</u>	<u>0.5837</u>	<u>0.5813</u>

Maturity Aging
Ft. Bend County
 Effective Interest - Actual Life
 Receipts in Period
 03/31/16

7

CUSIP	Invest Number	Security Description	Purchase Date	Days to Maturity	Yield Matur
0 - 30 Days					
	AR-0028	State Pool	11/10/08	1	0.5206
	AR-0029	State Pool	11/10/08	1	0.5206
	AR-0032	State Pool	11/10/08	1	0.5206
	AR-0035	State Pool	11/10/08	1	0.5206
	AR-0015	State Pool	11/01/08	1	0.5400
	AR-0016	State Pool	11/01/08	1	0.5400
	AR-0017	State Pool	11/01/08	1	0.5400
	AR-0019	State Pool	11/01/08	1	0.5400
	AR-0009	Money Market	11/30/03	1	0.6900
	AR-0022	State Pool	11/01/08	1	0.4190
	AR-0024	State Pool	11/01/08	1	0.4100
	AR-0026	State Pool	11/01/08	1	0.4100
	AR-0027	State Pool	11/01/08	<u>1</u>	<u>0.4100</u>
0 - 30 Days Total				<u>1</u>	<u>0.6897</u>
Investment Total				<u>1</u>	<u>0.6897</u>

Activity Statement
Ft. Bend County
 Effective Interest - Actual Life
 Receipts in Period
 03/01/16 - 03/31/16

8

Purchase Date	Sale Date	CUSIP	Invest Number	Security Description	Amor Value On 03/01/16	Changes In Principal	Purchase Cost	Sales Proceeds	Purchased Interest	Int/Div Rec In the Perd	Amor Value On 03/31/16
Money Market											
11/30/03	Open	Prosperity-Money Market Accts.	AR-0009	Money Market	<u>440,176,506.79</u>	<u>-62,871,977.41</u>	<u>0.00</u>	<u>0.00</u>	<u>0.00</u>	<u>215,749.39</u>	<u>377,304,529.38</u>
Money Market Total					<u>440,176,506.79</u>	<u>-62,871,977.41</u>	<u>0.00</u>	<u>0.00</u>	<u>0.00</u>	<u>215,749.39</u>	<u>377,304,529.38</u>
State Pool											
11/01/08	Open	MB02-MBIA General	AR-0015	State Pool	283,140.57	129.99	0.00	0.00	0.00	129.99	283,270.56
11/01/08	Open	MB03-MBIA Road & Bridge	AR-0016	State Pool	60,672.39	27.85	0.00	0.00	0.00	27.85	60,700.24
11/01/08	Open	MB04-MBIA Drainage	AR-0017	State Pool	43,481.11	19.96	0.00	0.00	0.00	19.96	43,501.07
11/01/08	Open	MB06-MBIA Toll Rd. Operations	AR-0019	State Pool	291,230.07	133.67	0.00	0.00	0.00	133.67	291,363.74
11/01/08	Open	TT00-TX TERM General	AR-0022	State Pool	1,010.46	0.35	0.00	0.00	0.00	0.35	1,010.81
11/01/08	Open	TT02-TX TERM Toll Rd. Operation	AR-0024	State Pool	1,009.32	0.35	0.00	0.00	0.00	0.35	1,009.67
11/01/08	Open	TT04-TX TERM Road & Bridge	AR-0026	State Pool	1,007.48	0.35	0.00	0.00	0.00	0.35	1,007.83
11/01/08	Open	TT05-TX TERM Drainage	AR-0027	State Pool	334.24	0.12	0.00	0.00	0.00	0.12	334.36
11/10/08	Open	LOG1-Logic- General	AR-0028	State Pool	1,010.07	0.36	0.00	0.00	0.00	0.36	1,010.43
11/10/08	Open	LOG2-Logic-Toll Rd.Operations	AR-0029	State Pool	1,016.19	0.36	0.00	0.00	0.00	0.36	1,016.55
11/10/08	Open	LOG5-Logic-Drainage	AR-0032	State Pool	1,009.85	0.36	0.00	0.00	0.00	0.36	1,010.21
11/10/08	Open	LOG8-Logic-Road & Bridge	AR-0035	State Pool	<u>1,010.27</u>	<u>0.36</u>	<u>0.00</u>	<u>0.00</u>	<u>0.00</u>	<u>0.36</u>	<u>1,010.63</u>
State Pool Total					<u>685,932.02</u>	<u>314.08</u>	<u>0.00</u>	<u>0.00</u>	<u>0.00</u>	<u>314.08</u>	<u>686,246.10</u>
Investment Total					<u>440,862,438.81</u>	<u>-62,871,663.33</u>	<u>0.00</u>	<u>0.00</u>	<u>0.00</u>	<u>216,063.47</u>	<u>377,990,775.48</u>

Interest Accrual
Ft. Bend County
Effective Interest - Actual Life
Receipts in Period
03/01/16 - 03/31/16

CUSIP	Invest Number	Security Description	Purchase Date	Sale Date	Yield Earned	Ending Par Val/Shares	Ending Amor Val/Cost	Purchased Interest	Int/Div Rec In the Perd	Int/Div Accrued In the Perd	PTD Purch Received	Int/Div Rec Purch/Date	Int/Div Accrued Purch/Date
Money Market													
Prosperity-Money Market Accts.	AR-0009	Money Market	11/30/03	Open	<u>0.5814</u>	<u>377,304,529.38</u>	<u>377,304,529.38</u>	<u>0.00</u>	<u>215,749.39</u>	<u>0.00</u>	<u>0.00</u>	<u>23,778,794.66</u>	<u>0.00</u>
Money Market Total					<u>0.5814</u>	<u>377,304,529.38</u>	<u>377,304,529.38</u>	<u>0.00</u>	<u>215,749.39</u>	<u>0.00</u>	<u>0.00</u>	<u>23,778,794.66</u>	<u>0.00</u>
State Pool													
MB02-MBIA General	AR-0015	State Pool	11/01/08	Open	0.5420	283,270.56	283,270.56	0.00	129.99	0.00	0.00	12,620.93	0.00
MB03-MBIA Road & Bridge	AR-0016	State Pool	11/01/08	Open	0.5419	60,700.24	60,700.24	0.00	27.85	0.00	0.00	1,439.39	0.00
MB04-MBIA Drainage	AR-0017	State Pool	11/01/08	Open	0.5420	43,501.07	43,501.07	0.00	19.96	0.00	0.00	828.98	0.00
MB06-MBIA Toll Rd. Operations	AR-0019	State Pool	11/01/08	Open	0.5419	291,363.74	291,363.74	0.00	133.67	0.00	0.00	7,300.54	0.00
TT00-TX TERM General	AR-0022	State Pool	11/01/08	Open	0.4089	1,010.81	1,010.81	0.00	0.35	0.00	0.00	21,395.58	0.00
TT02-TX TERM Toll Rd. Operation	AR-0024	State Pool	11/01/08	Open	0.4094	1,009.67	1,009.67	0.00	0.35	0.00	0.00	17,939.57	0.00
TT04-TX TERM Road & Bridge	AR-0026	State Pool	11/01/08	Open	0.4102	1,007.83	1,007.83	0.00	0.35	0.00	0.00	8,215.11	0.00
TT05-TX TERM Drainage	AR-0027	State Pool	11/01/08	Open	0.4239	334.36	334.36	0.00	0.12	0.00	0.00	5,013.63	0.00
LOG1-Logic- General	AR-0028	State Pool	11/10/08	Open	0.4208	1,010.43	1,010.43	0.00	0.36	0.00	0.00	50,016.01	0.00
LOG2-Logic-Toll Rd.Operations	AR-0029	State Pool	11/10/08	Open	0.4183	1,016.55	1,016.55	0.00	0.36	0.00	0.00	62,347.63	0.00
LOG5-Logic-Drainage	AR-0032	State Pool	11/10/08	Open	0.4209	1,010.21	1,010.21	0.00	0.36	0.00	0.00	3,253.98	0.00
LOG8-Logic-Road & Bridge	AR-0035	State Pool	11/10/08	Open	<u>0.4207</u>	<u>1,010.63</u>	<u>1,010.63</u>	<u>0.00</u>	<u>0.36</u>	<u>0.00</u>	<u>0.00</u>	<u>6,498.15</u>	<u>0.00</u>
State Pool Total					<u>0.5406</u>	<u>686,246.10</u>	<u>686,246.10</u>	<u>0.00</u>	<u>314.08</u>	<u>0.00</u>	<u>0.00</u>	<u>196,869.50</u>	<u>0.00</u>
Investment Total					<u>0.5813</u>	<u>377,990,775.48</u>	<u>377,990,775.48</u>	<u>0.00</u>	<u>216,063.47</u>	<u>0.00</u>	<u>0.00</u>	<u>23,975,664.16</u>	<u>0.00</u>

Premium/Discount Amortization
Ft. Bend County
Effective Interest - Actual Life
Receipts in Period
03/01/16 - 03/31/16

10

CUSIP	Invest Number	Security Description	Purchase Date	Amortiz Date	Yield Earned	Beginning Par Val/Shares	Beginning Unamor Val/Cost	Premium Discount	Ending Par Val/Shares	Ending Amor Val/Cost	Unamor Prem/Dscnt	Amortization In the Perd	Amortization Purch/Date
Money Market													
Prosperity-Money Market Accts.	AR-0009	Money Market	11/30/03	Open	<u>0.5814</u>	<u>440,176,506.79</u>	<u>440,176,506.79</u>	<u>0.00</u>	<u>377,304,529.38</u>	<u>377,304,529.38</u>	<u>0.00</u>	<u>0.00</u>	<u>0.00</u>
Money Market Total						<u>0.5814</u>	<u>440,176,506.79</u>	<u>0.00</u>	<u>377,304,529.38</u>	<u>377,304,529.38</u>	<u>0.00</u>	<u>0.00</u>	<u>0.00</u>
State Pool													
MB02-MBIA General	AR-0015	State Pool	11/01/08	Open	0.5420	283,140.57	283,140.57	0.00	283,270.56	283,270.56	0.00	0.00	0.00
MB03-MBIA Road & Bridge	AR-0016	State Pool	11/01/08	Open	0.5419	60,672.39	60,672.39	0.00	60,700.24	60,700.24	0.00	0.00	0.00
MB04-MBIA Drainage	AR-0017	State Pool	11/01/08	Open	0.5420	43,481.11	43,481.11	0.00	43,501.07	43,501.07	0.00	0.00	0.00
MB06-MBIA Toll Rd. Operations	AR-0019	State Pool	11/01/08	Open	0.5419	291,230.07	291,230.07	0.00	291,363.74	291,363.74	0.00	0.00	0.00
TT00-TX TERM General	AR-0022	State Pool	11/01/08	Open	0.4089	1,010.46	1,010.46	0.00	1,010.81	1,010.81	0.00	0.00	0.00
TT02-TX TERM Toll Rd. Operation	AR-0024	State Pool	11/01/08	Open	0.4094	1,009.32	1,009.32	0.00	1,009.67	1,009.67	0.00	0.00	0.00
TT04-TX TERM Road & Bridge	AR-0026	State Pool	11/01/08	Open	0.4102	1,007.48	1,007.48	0.00	1,007.83	1,007.83	0.00	0.00	0.00
TT05-TX TERM Drainage	AR-0027	State Pool	11/01/08	Open	0.4239	334.24	334.24	0.00	334.36	334.36	0.00	0.00	0.00
LOG1-Logic- General	AR-0028	State Pool	11/10/08	Open	0.4208	1,010.07	1,010.07	0.00	1,010.43	1,010.43	0.00	0.00	0.00
LOG2-Logic-Toll Rd.Operations	AR-0029	State Pool	11/10/08	Open	0.4183	1,016.19	1,016.19	0.00	1,016.55	1,016.55	0.00	0.00	0.00
LOG5-Logic-Drainage	AR-0032	State Pool	11/10/08	Open	0.4209	1,009.85	1,009.85	0.00	1,010.21	1,010.21	0.00	0.00	0.00
LOG8-Logic-Road & Bridge	AR-0035	State Pool	11/10/08	Open	<u>0.4207</u>	<u>1,010.27</u>	<u>1,010.27</u>	<u>0.00</u>	<u>1,010.63</u>	<u>1,010.63</u>	<u>0.00</u>	<u>0.00</u>	<u>0.00</u>
State Pool Total						<u>0.5406</u>	<u>685,932.02</u>	<u>0.00</u>	<u>686,246.10</u>	<u>686,246.10</u>	<u>0.00</u>	<u>0.00</u>	<u>0.00</u>
Investment Total						<u>0.5813</u>	<u>440,862,438.81</u>	<u>0.00</u>	<u>377,990,775.48</u>	<u>377,990,775.48</u>	<u>0.00</u>	<u>0.00</u>	<u>0.00</u>

Open Investments
Ft. Bend County
Effective Interest - Actual Life
Receipts in Period
03/31/16

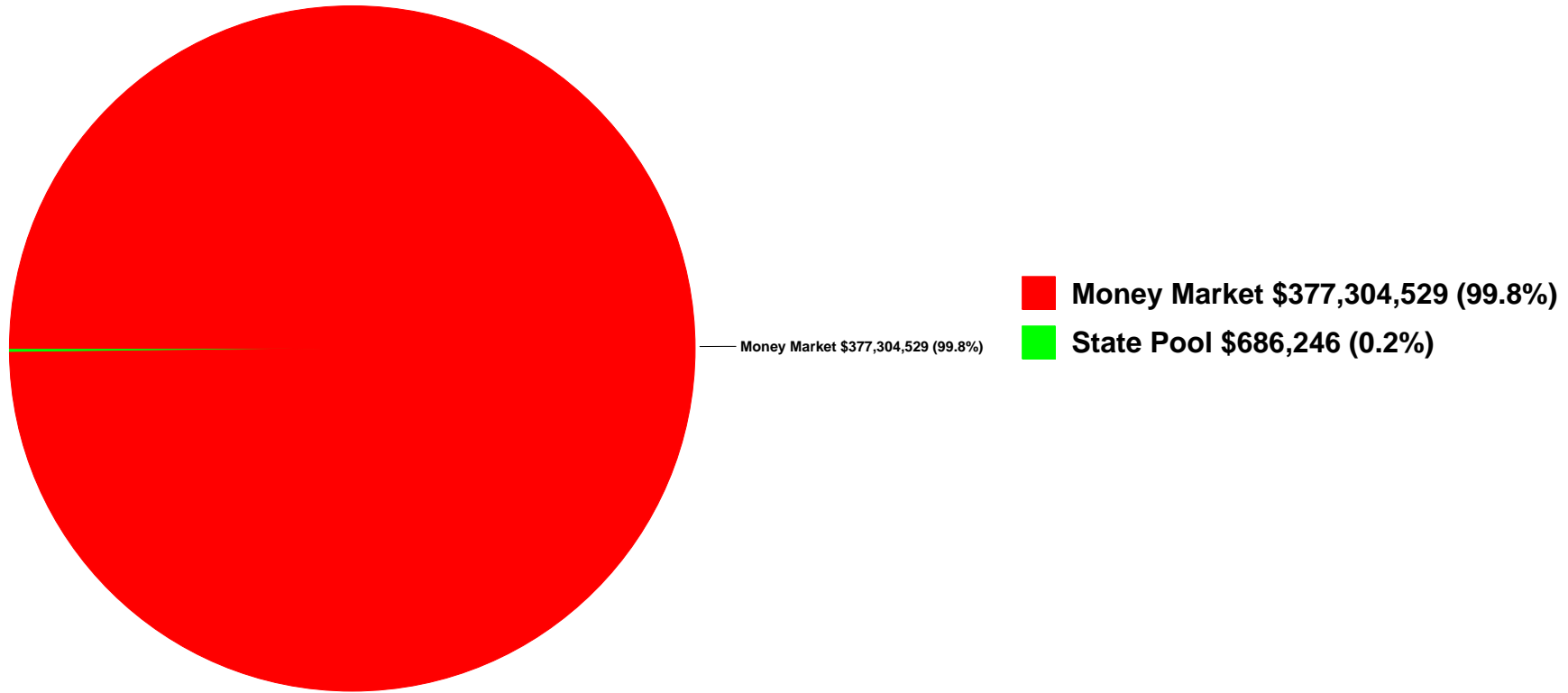
11

CUSIP	Invest Number	Security Description	Invest Class	Purchase Date	Call Date	Purchase Institut	SafeKeep Institut	Issuing Institut	Yield Matur	Yield Call	Original Unit Cost	Original Par Val/Shares	Original Princ/Cost	Orig Prem Discount	Ending Unit Price	Ending Par Val/Shares	Ending Amor Val/Cost	Unamor Prem/Dscnt
Money Market																		
Prosperity-Money Market Accts.	AR-0009	Money Market		11/30/03	Open	100	100	100	<u>0.6900</u>	<u>0.6900</u>	<u>1.000000</u>	<u>12,505,577.66</u>	<u>12,505,577.66</u>	<u>0.00</u>	<u>1.000000</u>	<u>377,304,529.38</u>	<u>377,304,529.38</u>	<u>0.00</u>
Money Market Total									<u>0.6900</u>	<u>0.6900</u>	<u>1.000000</u>	<u>12,505,577.66</u>	<u>12,505,577.66</u>	<u>0.00</u>	<u>1.000000</u>	<u>377,304,529.38</u>	<u>377,304,529.38</u>	<u>0.00</u>
State Pool																		
MB02-MBIA General	AR-0015	State Pool		11/01/08	Open	2000	2000	2000	0.5400	0.5400	1.000000	17,374,917.83	17,374,917.83	0.00	1.000000	283,270.56	283,270.56	0.00
MB03-MBIA Road & Bridge	AR-0016	State Pool		11/01/08	Open	2000	2000	2000	0.5400	0.5400	1.000000	2,856,438.24	2,856,438.24	0.00	1.000000	60,700.24	60,700.24	0.00
MB04-MBIA Drainage	AR-0017	State Pool		11/01/08	Open	2000	2000	2000	0.5400	0.5400	1.000000	1,267,218.21	1,267,218.21	0.00	1.000000	43,501.07	43,501.07	0.00
MB06-MBIA Toll Rd. Operations	AR-0019	State Pool		11/01/08	Open	2000	2000	2000	0.5400	0.5400	1.000000	3,143,377.27	3,143,377.27	0.00	1.000000	291,363.74	291,363.74	0.00
TT00-TX TERM General	AR-0022	State Pool		11/01/08	Open	2005	2005	2005	0.4190	0.4190	1.000000	10,006,437.87	10,006,437.87	0.00	1.000000	1,010.81	1,010.81	0.00
TT02-TX TERM Toll Rd. Operation	AR-0024	State Pool		11/01/08	Open	2005	2005	2005	0.4100	0.4100	0.000000	0.00	0.00	0.00	1.000000	1,009.67	1,009.67	0.00
TT04-TX TERM Road & Bridge	AR-0026	State Pool		11/01/08	Open	2005	2005	2005	0.4100	0.4100	1.000000	10,463.28	10,463.28	0.00	1.000000	1,007.83	1,007.83	0.00
TT05-TX TERM Drainage	AR-0027	State Pool		11/01/08	Open	2005	2005	2005	0.4100	0.4100	1.000000	109,774.61	109,774.61	0.00	1.000000	334.36	334.36	0.00
LOG1-Logic- General	AR-0028	State Pool		11/10/08	Open	200	200	200	0.5206	0.5206	1.000000	10,000,000.00	10,000,000.00	0.00	1.000000	1,010.43	1,010.43	0.00
LOG2-Logic-Toll Rd.Operations	AR-0029	State Pool		11/10/08	Open	200	200	200	0.5206	0.5206	1.000000	2,000,000.00	2,000,000.00	0.00	1.000000	1,016.55	1,016.55	0.00
LOG5-Logic-Drainage	AR-0032	State Pool		11/10/08	Open	200	200	200	0.5206	0.5206	1.000000	500,000.00	500,000.00	0.00	1.000000	1,010.21	1,010.21	0.00
LOG8-Logic-Road & Bridge	AR-0035	State Pool		11/10/08	Open	200	200	200	0.5206	0.5206	1.000000	1,000,000.00	1,000,000.00	0.00	1.000000	1,010.63	1,010.63	0.00
State Pool Total									<u>0.5393</u>	<u>0.5393</u>	<u>1.000000</u>	<u>48,268,627.31</u>	<u>48,268,627.31</u>	<u>0.00</u>	<u>1.000000</u>	<u>686,246.10</u>	<u>686,246.10</u>	<u>0.00</u>
Investment Total									<u>0.6897</u>	<u>0.6897</u>	<u>1.000000</u>	<u>60,774,204.97</u>	<u>60,774,204.97</u>	<u>0.00</u>	<u>1.000000</u>	<u>377,990,775.48</u>	<u>377,990,775.48</u>	<u>0.00</u>

Open Investments
Ft. Bend County
Effective Interest - Actual Life
Receipts in Period
03/31/16

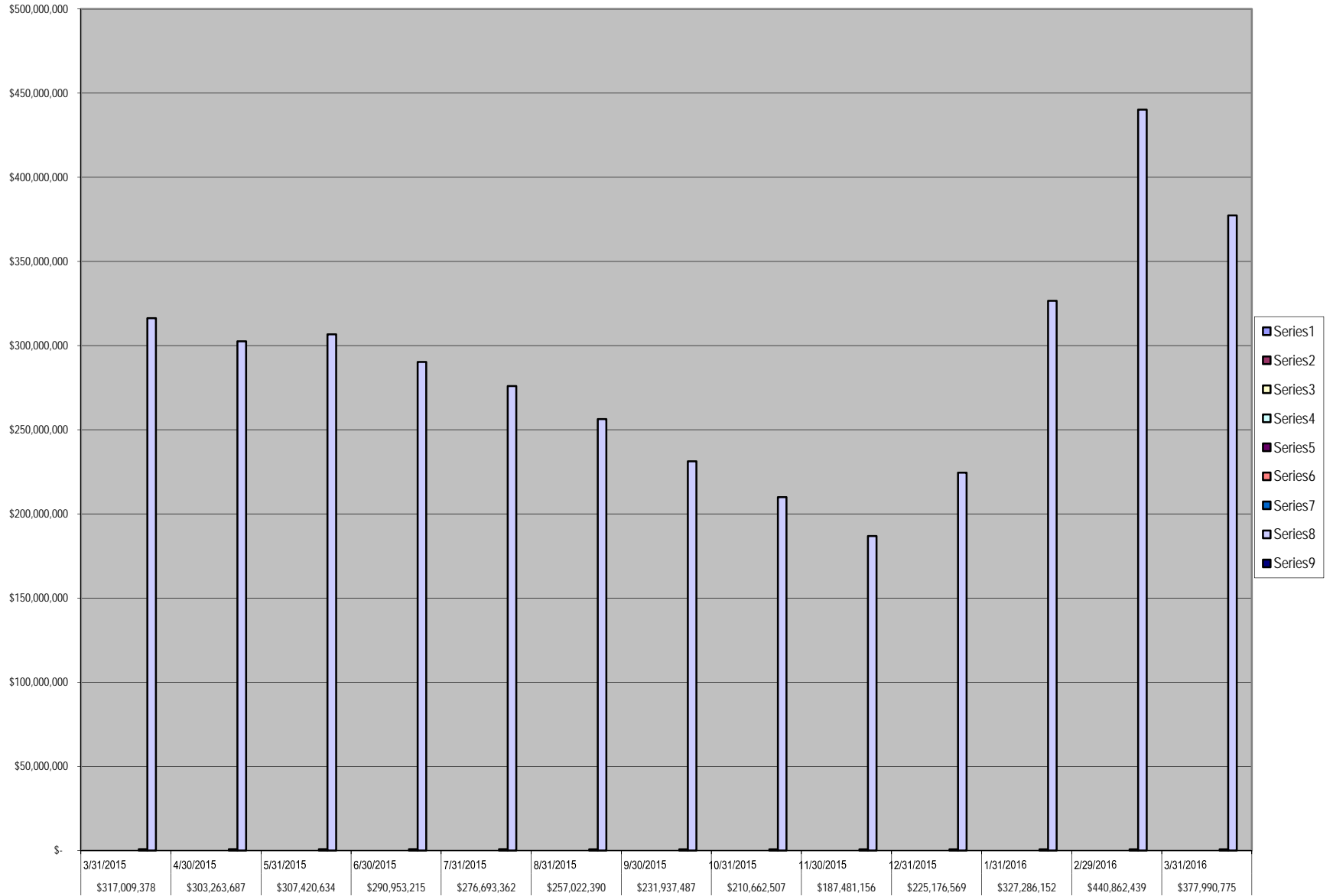
By Security

Open Investments \$377,990,775



FBC INVESTMENT TRAILING 12 MONTHS

Open Investments		FARMERS MAC DN	FMC	FHLB	FHLMC	FNMA	FNMA DISCOUNT NOTE	State Pool	Prosperity Money Market	Prosperity - Invst. Acct.
\$ 317,009,378	3/31/2015	\$ -	\$ -	\$ -	\$ -	\$ -	\$ -	\$ 731,884	\$ 316,277,494	\$ -
\$ 303,263,687	4/30/2015	\$ -	\$ -	\$ -	\$ -	\$ -	\$ -	\$ 731,965	\$ 302,531,722	\$ -
\$ 307,420,634	5/31/2015	\$ -	\$ -	\$ -	\$ -	\$ -	\$ -	\$ 732,050	\$ 306,688,584	\$ -
\$ 290,953,215	6/30/2015	\$ -	\$ -	\$ -	\$ -	\$ -	\$ -	\$ 732,137	\$ 290,221,078	\$ -
\$ 276,693,362	7/31/2015	\$ -	\$ -	\$ -	\$ -	\$ -	\$ -	\$ 732,233	\$ 275,961,128	\$ -
\$ 257,022,390	8/31/2015	\$ -	\$ -	\$ -	\$ -	\$ -	\$ -	\$ 684,887	\$ 256,337,503	\$ -
\$ 231,937,487	9/30/2015	\$ -	\$ -	\$ -	\$ -	\$ -	\$ -	\$ 684,996	\$ 231,252,491	\$ -
\$ 210,662,507	10/31/2015	\$ -	\$ -	\$ -	\$ -	\$ -	\$ -	\$ 685,119	\$ 209,977,388	\$ -
\$ 187,481,156	11/30/2015	\$ -	\$ -	\$ -	\$ -	\$ -	\$ -	\$ 685,254	\$ 186,795,902	\$ -
\$ 225,176,569	12/31/2015	\$ -	\$ -	\$ -	\$ -	\$ -	\$ -	\$ 685,425	\$ 224,491,145	\$ -
\$ 327,286,152	1/31/2016	\$ -	\$ -	\$ -	\$ -	\$ -	\$ -	\$ 685,668	\$ 326,600,484	\$ -
\$ 440,862,439	2/29/2016	\$ -	\$ -	\$ -	\$ -	\$ -	\$ -	\$ 685,932	\$ 440,176,507	\$ -
\$ 377,990,775	3/31/2016	\$ -	\$ -	\$ -	\$ -	\$ -	\$ -	\$ 686,246	\$ 377,304,529	\$ -



Wendt, Sandra

From: Laura Turner (111) <Laura.Turner@prosperitybankusa.com>
Sent: Wednesday, March 02, 2016 8:42 AM
To: Brogdon, Jennifer; Elster, Melissa; Schultz, Patsy; Matheaus, Robin; Wendt, Sandra
Subject: March Interest Rates

In accordance to the Depository bid, the variable interest rate for the month of March will reflect the change in the 91 day T-bill rate. The 91 day T-bill investment rate is 0.330%. Rate paid will be 0.75% on the General Operating Account and 0.620% (0.330% + .29) on all other accounts.

Thank you,
Laura

Laura Turner 

Assistant Vice President

Lending Assistant

Prosperity Bank

Sugar Land Banking Center

14060 Southwest Freeway

Sugar Land, TX 77478

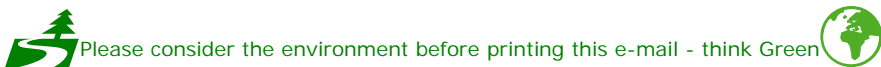
Phone: 281-269-7200

Direct: 281-269-7254

Fax: 281-269-7108

Email: laura.turner@prosperitybankusa.com

NYSE: PB



This transmission may contain information that is privileged, confidential and or exempt from disclosure under applicable law. If you are not the intended recipient, you are hereby notified that any disclosure, copying, distribution or use of the information contained herein (including any reliance thereon) is **STRICTLY PROHIBITED**. If you received this transmission in error, please immediately contact the sender and destroy the material in its entirety, whether in electronic or hard copy format. Thank you.



Daily Rates

March 2016

TXCLASS

Average Monthly Yield: 0.54%

Date	Dividend Rate	Annual Yield
01-Mar-16	0.000014121	0.52%
02-Mar-16	0.000014017	0.51%
03-Mar-16	0.000014107	0.52%
04-Mar-16	0.000014249	0.52%
05-Mar-16	0.000014249	0.52%
06-Mar-16	0.000014249	0.52%
07-Mar-16	0.000014295	0.52%
08-Mar-16	0.000014488	0.53%
09-Mar-16	0.000014613	0.53%
10-Mar-16	0.000014720	0.54%
11-Mar-16	0.000014733	0.54%
12-Mar-16	0.000014733	0.54%
13-Mar-16	0.000014733	0.54%
14-Mar-16	0.000014753	0.54%
15-Mar-16	0.000014579	0.53%
16-Mar-16	0.000014940	0.55%
17-Mar-16	0.000015025	0.55%
18-Mar-16	0.000015017	0.55%
19-Mar-16	0.000015017	0.55%
20-Mar-16	0.000015017	0.55%
21-Mar-16	0.000015003	0.55%
22-Mar-16	0.000015075	0.55%
23-Mar-16	0.000015138	0.55%
24-Mar-16	0.000015319	0.56%
25-Mar-16	0.000015213	0.56%
26-Mar-16	0.000015213	0.56%
27-Mar-16	0.000015213	0.56%
28-Mar-16	0.000015351	0.56%
29-Mar-16	0.000015167	0.56%
30-Mar-16	0.000015247	0.56%
31-Mar-16	0.000015313	0.56%

Current Rates:

As of March 31, 2016

Current Yield¹	<u>0.41%</u>
One-Day Yield¹	<u>0.42%</u>
Allocation Factor¹	<u>0.000011390</u>

Historical Rates:

Monthly Distribution Yields²

	2007	2008	2009	2010	2011	2012	2013	2014	2015	2016
January	5.25%	4.27%	1.14%	0.17%	0.14%	0.08%	0.12%	0.04%	0.07%	0.35%
February	5.28%	3.57%	0.83%	0.17%	0.17%	0.10%	0.10%	0.04%	0.08%	0.39%
March	5.29%	2.98%	0.74%	0.18%	0.14%	0.10%	0.10%	0.04%	0.09%	0.41%
April	5.26%	2.51%	0.63%	0.19%	0.10%	0.10%	0.08%	0.04%	0.09%	
May	5.23%	2.36%	0.55%	0.19%	0.09%	0.12%	0.08%	0.04%	0.09%	
June	5.26%	2.26%	0.50%	0.21%	0.09%	0.13%	0.05%	0.04%	0.09%	
July	5.25%	2.29%	0.42%	0.23%	0.06%	0.13%	0.05%	0.05%	0.10%	
August	5.25%	2.39%	0.41%	0.24%	0.08%	0.13%	0.05%	0.06%	0.11%	
September	5.15%	2.38%	0.37%	0.21%	0.07%	0.13%	0.05%	0.06%	0.13%	
October	4.99%	2.65%	0.27%	0.19%	0.07%	0.13%	0.04%	0.06%	0.15%	
November	4.80%	2.13%	0.26%	0.17%	0.08%	0.13%	0.04%	0.06%	0.15%	
December	4.53%	1.79%	0.23%	0.15%	0.11%	0.13%	0.04%	0.07%	0.23%	

**Call Toll-Free
1-866-TEX-TERM**

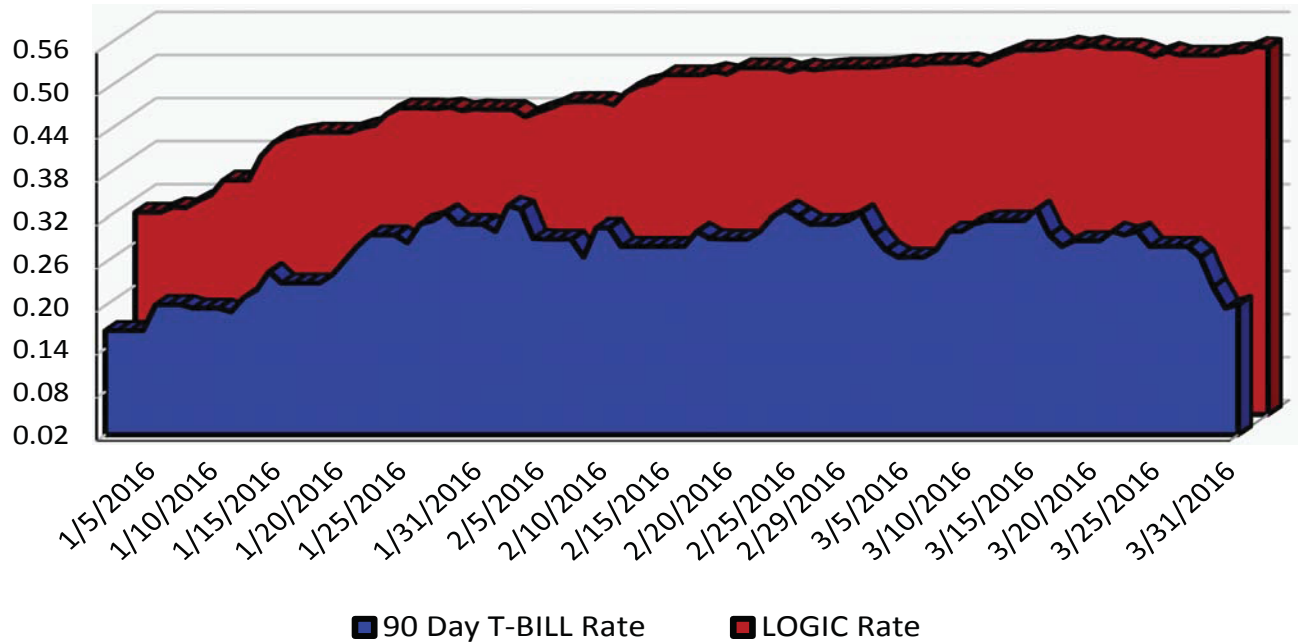
Past performance is not indicative of future results and yields may vary.

(1) The current yield, which is also known as the current annualized yield or current seven-day yield, represents the net change, exclusive of capital changes and income other than investment income, in the value of a hypothetical account with a balance of one share (normally \$1.00 per share) over a seven-day base period expressed as a percentage of the value of one share at the beginning of the seven-day period. This resulting net change in account value is then annualized by multiplying it by 365 and dividing the result by 7. The yields shown may reflect fee waivers by service providers that subsidize and reduce the total operating expenses of the TexasDAILY portfolio. Portfolio yields would be lower if there were no such waivers. The allocation factor represents the daily net income dividend declared by the TexasDAILY portfolio divided by the portfolio's daily net assets. The one-day yield represents the allocation factor of the TexasDAILY portfolio divided by the daily net asset value per share (normally \$1.00) multiplied by 365. Unlike the current yield—which excludes capital changes and income other than investment income—the allocation factor and one-day yield are inclusive of capital changes and any income other than investment income.

(2) The monthly distribution yield represents the sum of a month's one-day allocation factors divided by the number of days in that month, and multiplied by 365. The yields shown may reflect fee waivers by service providers that subsidize and reduce the total operating expenses of the TexasDAILY portfolio. Portfolio yields would be lower if there were no such waivers.

*This information is for institutional investor use only, not for further distribution to retail investors, and does not represent an offer to sell or a solicitation of an offer to buy or sell any fund or other security. Investors should consider the Pool's investment objectives, risks, charges and expenses before investing. This and other information about the Pool is available in the Pool's Information Statement, which should be read carefully before investing. A copy of the Pool's Information Statement may be obtained by calling 1-866-839-8376 or is available on the Pool's website at www.texasterm.net. While TexasDAILY seeks to maintain a stable net asset value of \$1.00 per share and TexasTERM seeks to achieve a net asset value of \$1.00 per share at its stated maturity, it is possible to lose money investing in the Pool. An investment in the Pool is not insured or guaranteed by the Federal Deposit Insurance Corporation or any other government agency. Shares of the Pool are distributed by **PFM Fund Distributors, Inc.**, member Financial Industry Regulatory Authority (FINRA) (www.finra.org) and Securities Investor Protection Corporation (SIPC) (www.sipc.org). PFM Fund Distributors, Inc. is a wholly owned subsidiary of PFM Asset Management LLC.*

LOGIC versus 90-Day Treasury Bill



This material is for information purposes only. This information does not represent an offer to buy or sell a security. The above rate information is obtained from sources that are believed to be reliable; however, its accuracy or completeness may be subject to change. The LOGIC management fee may be waived in full or in part at the discretion of the LOGIC co-administrators and the LOGIC rate for the period shown reflects waiver of fees. This table represents historical investment performance/return to the customer, net of fees, and is not an indication of future performance. An investment in the security is not insured or guaranteed by the Federal Deposit Insurance Corporation or any other government agency. Although the issuer seeks to preserve the value of an investment at \$1.00 per share, it is possible to lose money by investing in the security. Information about these and other program details are in the fund's Information Statement which should be read carefully before investing. The yield on the 90-Day Treasury Bill ("T-Bill Yield") is shown for comparative purposes only. When comparing the investment returns of the LOGIC pool to the T-Bill Yield, you should know that the LOGIC pool consist of allocations of specific diversified securities as detailed in the respective Information Statements. The T-Bill Yield is taken from Bloomberg Finance L.P. and represents the daily closing yield on the then current 90-day T-Bill.

Daily Summary for March 2016

Date	Mny Mkt Fund Equiv. [SEC Std.]	Daily Allocation Factor	LOGIC Invested Balance	Market Value Per Share	WAM Days (1)*	WAM Days (2)*
3/1/2016	0.5048%	0.000013829	\$4,932,484,486.47	1.000101	41	62
3/2/2016	0.5071%	0.000013894	\$4,941,571,885.77	1.000100	41	62
3/3/2016	0.5057%	0.000013854	\$4,939,881,893.02	1.000097	40	61
3/4/2016	0.5086%	0.000013933	\$4,907,080,138.44	1.000072	39	59
3/5/2016	0.5086%	0.000013933	\$4,907,080,138.44	1.000072	39	59
3/6/2016	0.5086%	0.000013933	\$4,907,080,138.44	1.000072	39	59
3/7/2016	0.5100%	0.000013972	\$4,887,443,116.63	1.000136	39	59
3/8/2016	0.5057%	0.000013856	\$5,039,748,998.82	1.000137	39	59
3/9/2016	0.5132%	0.000014060	\$5,029,891,523.57	1.000133	41	61
3/10/2016	0.5200%	0.000014247	\$4,985,480,961.76	1.000135	42	62
3/11/2016	0.5267%	0.000014429	\$4,944,355,580.35	1.000106	41	61
3/12/2016	0.5267%	0.000014429	\$4,944,355,580.35	1.000106	41	61
3/13/2016	0.5267%	0.000014429	\$4,944,355,580.35	1.000106	41	61
3/14/2016	0.5286%	0.000014481	\$4,944,812,813.44	1.000135	42	62
3/15/2016	0.5333%	0.000014611	\$4,873,941,473.24	1.000142	42	62
3/16/2016	0.5301%	0.000014523	\$4,878,900,233.74	1.000143	41	61
3/17/2016	0.5333%	0.000014611	\$4,849,332,157.05	1.000168	42	62
3/18/2016	0.5291%	0.000014497	\$4,872,237,556.91	1.000142	39	59
3/19/2016	0.5291%	0.000014497	\$4,872,237,556.91	1.000142	39	59
3/20/2016	0.5291%	0.000014497	\$4,872,237,556.91	1.000142	39	59
3/21/2016	0.5250%	0.000014384	\$4,877,504,352.31	1.000166	38	59
3/22/2016	0.5181%	0.000014194	\$4,887,377,687.03	1.000166	37	59
3/23/2016	0.5243%	0.000014365	\$4,869,824,443.71	1.000166	37	58
3/24/2016	0.5194%	0.000014230	\$4,875,486,679.04	1.000129	34	55
3/25/2016	0.5194%	0.000014230	\$4,875,486,679.04	1.000129	34	55
3/26/2016	0.5194%	0.000014230	\$4,875,486,679.04	1.000129	34	55
3/27/2016	0.5194%	0.000014230	\$4,875,486,679.04	1.000129	34	55
3/28/2016	0.5239%	0.000014353	\$4,814,491,875.94	1.000169	33	55
3/29/2016	0.5238%	0.000014352	\$4,824,247,915.62	1.000162	33	54
3/30/2016	0.5312%	0.000014554	\$4,660,200,739.53	1.000167	33	55
3/31/2016	0.5301%	0.000014522	\$4,641,892,583.12	1.000171	32	54
Average	0.5206%	0.000014263	\$4,888,774,054.32		38	59

Prosperity Bank
Money Market Accounts
March 31, 2016

FUND	DESCRIPTION	BEGINNING BALANCE	DEPOSITS	WITH- DRAWALS	INTEREST	ENDING BALANCE
100	General Operating	153,149,916.20	23,205,378.73	34,093,489.53	93,141.08	142,354,946.48
150	Juvenile Operations	10,777,311.44	501,238.86	1,174,787.91	5,435.88	10,109,198.27
155	Road & Bridge	20,321,119.83	607,875.94	1,461,191.98	10,375.18	19,478,178.97
160	Drainage District	15,352,706.36	234,538.73	499,143.15	7,935.92	15,096,037.86
165	Lateral Road	739,228.75	-	-	385.69	739,614.44
170	Statue Restoration	4,297.93	-	-	2.24	4,300.17
175	City Water Assistance	24,140.55	278.00	176.77	12.59	24,254.37
185	Entex Contributions	2,012.85	-	1,105.28	0.65	908.22
190	H L & P Assistance	10,083.10	-	5,414.52	3.25	4,671.83
195	County Law Library	1,163,402.07	29,886.81	19,700.63	610.90	1,174,199.15
200	Law Enforcement Academy	575,239.77	13,550.00	33,152.83	301.61	555,938.55
360	Law Enforcement Training	105,906.60	52,688.47	274.84	75.85	158,396.08
215	Library Donations	117,372.30	10,411.10	2,279.34	63.20	125,567.26
225	FBC Asset Forfeiture-Task-State	646,025.87	-	8,980.87	334.71	637,379.71
235	Probate Court Training	87,380.33	475.00	-	45.68	87,901.01
245	Alert Program-Juvenile	50,729.07	-	-	26.47	50,755.54
255	D A Asset Forfeiture-Fed.	144.96	-	93.36	0.05	51.65
265	Gus George Memorial	1,959.59	2,725.00	-	2.12	4,686.71
275	D A Special Fund Run	17,848.02	-	-	9.31	17,857.33
280	Co.Atty.Supplemental Salary	197,281.19	-	5,469.00	101.55	191,913.74
290	VIT Interest (Tax Coll)	966.39	-	-	0.50	966.89
300	FBC Elections	916,267.90	11,347.00	109,866.07	472.86	818,221.69
305	FBC Asset Forfeiture-Task-Fed.	18,246.83	-	495.00	9.29	17,761.12
310	Sheriff Ofc/Forfeiture-Assets-St.	416,682.11	235.03	28,747.00	206.39	388,376.53
315	Sheriff Ofc/Forfeiture-Assets-Fed.	503,489.32	1,398.44	7,711.95	260.89	497,436.70
320	Constable Pct. 2 F/A	2,330.96	-	-	1.22	2,332.18
335	DA Asset Forfeiture-State	217,040.39	1,246.26	3,747.24	112.19	214,651.60
810	Toll Road Operations	47,052,473.94	2,246,406.78	19,224,993.01	16,558.16	30,090,445.87
390	Child Protective Service IV-E	63,085.18	-	14,176.95	28.01	48,936.24
402	Hope 3 Program Sales	5,459.83	-	-	2.85	5,462.68
410	Child Support IVD Reimb.	232,063.67	2,635.05	-	121.68	234,820.40
415	Local Law Enf.Block Grant	40,635.66	-	11,752.59	18.49	28,901.56

Prosperity Bank
Money Market Accounts
March 31, 2016

440	Supervision	1,777,050.18	1,105,862.14	457,613.46	1,240.90	2,426,539.76
205	Surface Water Supply Corp.	7,767.78	-	-	4.05	7,771.83
TREA	Treasurer's Account	4,827,438.08	7,723,119.80	7,682,501.20	471.66	4,868,528.34
INVE	FBC Investment Account	-	-	-	-	-
850M	Boon-Chapman Medical	2,294,644.72	1,501,591.05	2,295,343.04	837.03	1,501,729.76
850D	Boon-Chapman Dental	1,061,612.64	1,846.01	166,418.45	507.71	897,547.91
882	Boon-Chapman 125	103,930.93	41,716.00	60,682.90	48.84	85,012.87
884	Fee Officer's Account	2,478,626.38	2,156,190.37	1,799,600.39	-	2,835,216.36
912	JP Credit Card Processing	172,435.89	253,368.73	341,826.59	38.78	84,016.81
908	EMS Credit Card Processing	20,417.94	20,490.28	21,963.94	7.77	18,952.05
600/605	Debt Service Account	34,759,416.55	694,387.75	26,496,287.49	4,530.46	8,962,047.27
GAS	FBC Fuel Account (Susser)	11.00	99,619.96	99,630.96	1.68	1.68
734	2009 Justice Center Const.Bnds	911.04	-	-	0.48	911.52
332	Fire Marshal St. Ass't. Forfeiture	655.07	-	-	0.34	655.41
JPEF	JP #4 E-Filing	844.47	1,633.50	2,095.97	0.22	382.22
DACC	D A Credit Card Processing	1,826.75	5,799.31	5,687.57	1.01	1,939.50
PTCC	Public Transportation Credit Cards	37.39	841.42	741.37	0.08	137.52
CSCC	CSCD Credit Card	91,479.54	87,528.52	110,508.05	22.85	68,522.86
LBCC	Library Credit Card	1,747.74	10,628.90	10,583.48	1.50	1,794.66
JUCC	Juvenile Credit Card	2,959.29	4,211.29	7,005.88	0.88	165.58
815	Grand Pkwy Toll Road Ops	14,832,111.27	2,338,647.46	6,455,317.81	6,627.40	10,722,068.32
145	Emergency Svc Dist 100	4,477,251.51	-	-	2,336.00	4,479,587.51
130	Assistant Dist Number 1	10,922,660.35	347,559.20	1,250.00	5,821.24	11,274,790.79
131	Assistant Dist Number 2	2,009,655.01	57,007.53	833.00	1,068.36	2,066,897.90
133	Assistant Dist Number 4	413,026.31	11,824.11	350.00	219.54	424,719.96
134	Assistant Dist Number 5	85,677.37	3,229.13	350.00	45.71	88,602.21
800S	Sr. Lien Toll Rd Rev Bonds 2012	1,408,854.61	-	-	735.07	1,409,589.68
805	Grand Pkwy Toll RD Rev Bond	5,658,269.68	-	6,088.02	2,949.12	5,655,130.78
206	Industrial Development Corp	226,429.02	-	67,121.58	115.88	159,423.32
135	Assistant Dist Number 6	1,601,276.40	86,811.71	33,626.00	856.84	1,655,318.95
CCCS	Non Fee Officer CC Clearing Acct	88,067.06	26,613.76	58,453.15	31.13	56,258.80
801	Sr. Lien Toll Rd Rev Bonds 2014	18,011,130.13	-	2,726,807.45	9,248.96	15,293,571.64
802	Sr. Lien Toll Rd Rev Bonds 2016	73,951,409.63	95,000.00	199,176.14	38,518.59	73,885,752.08

Prosperity Bank
Money Market Accounts
March 31, 2016

740	Mobility Projects Bond 2015	6,049,233.06	431,935.50	1,284,154.68	2,794.70	5,199,808.58
JPMT	Juror Payments	24,793.04	-	18,737.04	8.15	6,064.15
	Engineering Permitting E-Check	-	-	-	-	-
208	East FBC Development	-	-	-	-	-
	Total	440,176,506.79	44,029,778.63	107,117,505.43	215,749.39	377,304,529.38